

Sonoma State University Care Team Report 2020-2021



Prepared by Reed Mathieson

Care Team Coordinator
Office of the Dean of Students

TABLE OF CONTENTS

TABLE OF CONTENTS	1
EXECUTIVE SUMMARY	2
Qualitative	2
Quantitative	2
PURPOSE STATEMENT & CARE TEAM INTENT	4
DATA	4
Cases & Concerns	4
Pandemic Related Issues	11
Ethnicity/Race	14
By Number of Cases	15
By Number of Concerns	16
Gender	21
By Number of Cases	21
By Number of Concerns	23
Group Affiliation	24
Athletics	24
EOP	26
Greek Life	27
MAVRC	30
Campus Housing	30
Basic Needs	31
Academics	31
Degree Programs	31
Classification	32
Reporters	36

EXECUTIVE SUMMARY

Qualitative

The Care Team embarked on a new chapter this Academic Year with the addition of the Care Team Coordinator position; this is the first time that Sonoma State has had a position dedicated to managing this program. Additionally, this year the Care Team began presenting to staff, faculty, and students; a total of 9 presentations have been conducted to over 80 community members. Spreading the awareness of the program has helped our community have a greater understanding of how the Care Team supports students and when it is appropriate to make a Care Team referral. The Care Team also worked with Strategic Communications to create a logo along with logos for the Noma Cares, Faculty & Staff Resources, Basic Needs, and Emergency Care, and is in the process of procuring promotional materials. The Care Team was also able to create a thorough on and off campus Student Resource Guide that will be available on our website, as well as a Coordinator Manual that describes the indepth process and standard operating procedures for the new position, and updated the Care Team Manual.

The future of the Care Team looks bright with all of the changes made this Academic Year. As our community and Nation continue to see challenging times ahead, a strong and efficient Care Team will be necessary in aiding the University through the coming fire seasons, continued pandemic related issues, and the academic and emotional impacts of students spending the last year and a half in a remote environment.

Quantitative

This year the Care Team saw a 30% increase in the number of Unique Care Cases, which is a significant drop in the rate of increase from previous years (there was a 177% increase from 18/19 - 19/20). There was a 36% increase in Unique Concerns, which does signify a growing recognition of compounding issues students face as opposed to the previous years where Unique Concerns more closely matched Unique Cases for that year.

The biggest concern that our student population faced this Academic Year were COVID-19 related; 43% of all Care Team cases involved Pandemic Related Issues concern. In almost every

category (Gender, Ethnicity/Race, Group Affiliation, and Housing)

Pandemic Related Issue was the top concern, with the Student Health Center constituting just under 50% of cases reported by.

The impact of the Pandemic is also reflected when comparing case statistics from the 19/20 to 20/21 Academic Years. We observed significant rises in concerns of Academic Difficulty, Death of Family Member, and Housing Insecurity, which is clear from managing these cases were directly impacted by remote learning and shelter in place orders. Additionally a decrease in concerns such as Excessive Anxiety, Suicidal Ideation, and Unusual Behavior could anecdotal be linked to the lack of contact between students and faculty/staff on campus.

In regards to specific groups on campus, it is hard to find the root cause of any specific data points as the obstacles and issues folks of those groups may face are vast and complex. That said there are some notable differences in the Ethnicity/Race category. SSU's second highest category is of Hispanic/Latino, just under 38% of our student body, but only constituted 26% of all Care cases. In contrast, every other category (except for Asian which had a small decrease), had a higher percentage of Care cases compared to their percentage of the student body.

In regards to how the Care team served the different Academic Programs on campus, Undeclared, Psychology, Criminology, Business, Sociology, and Early Childhood Development had the largest share of cases. There is a significant number of unknown majors, which may be attributed to our data tracking system ability to pair with PeopleSoft.

Note: Data for this report was last pulled on June 4, 2021.

PURPOSE STATEMENT & CARE TEAM INTENT

Charged by the Vice President of Student Affairs, the Care Team's purpose is to recognize the vast issues that can impact a student's life and the complexity and compounding effect they may have on their academic success and progress. The Care Team achieves this through coordinating the support of students experiencing hardships and connecting them to resources on and off campus.

The Sonoma State Care Team is a committee of professional staff and faculty from across campus dedicated to the success and wellbeing of our students. The committee is chaired by the Dean of Students and includes representatives from Academic Advising, Academic Programs, Counseling and Psychological Services, Confidential Advocacy, Disability Student Services, Faculty Affairs, Faculty Member, Office for the Prevention of Harassment and Discrimination, Residential Education and Housing, Student Conduct, Student Health Center, and the University Police Department.

DATA

The following sections describe the work completed by the Care Team for the Academic Year of 2020/2021. The information is broken down into seven sections, Concerns, Ethnicity/Race, Gender, Group Affiliating, Campus Housing, Basic Needs, and Reporters. This is done to shed light on trends that our community may be facing so that the Care Team can adjust to meet those needs.

Cases & Concerns

In the Care Team we refer to the individuals in each case as Students of Concerns, and subsequently the issues identified as Concerns. Charges is the term used by the Maxient program to describe issues a student is facing. As a primarily student conduct management program, the language used by Maxient sometimes does not reflect how the Care Team refers to things internally, this document will reflect the language used in the Care Team and may be inconsistent with the language utilized by the case management software.

The following is an analysis of the Concerns recorded for the Academic Year 2020/2021 as well as some comparison with previous Academic Years.

Unique Individuals	Unique Cases	Unique Concerns
581	675	864

Table 1: Unique Individuals, Unique Cases, and Unique Concerns for the 2020/2021 Academic Year

Distribution of Concerns: 20/21

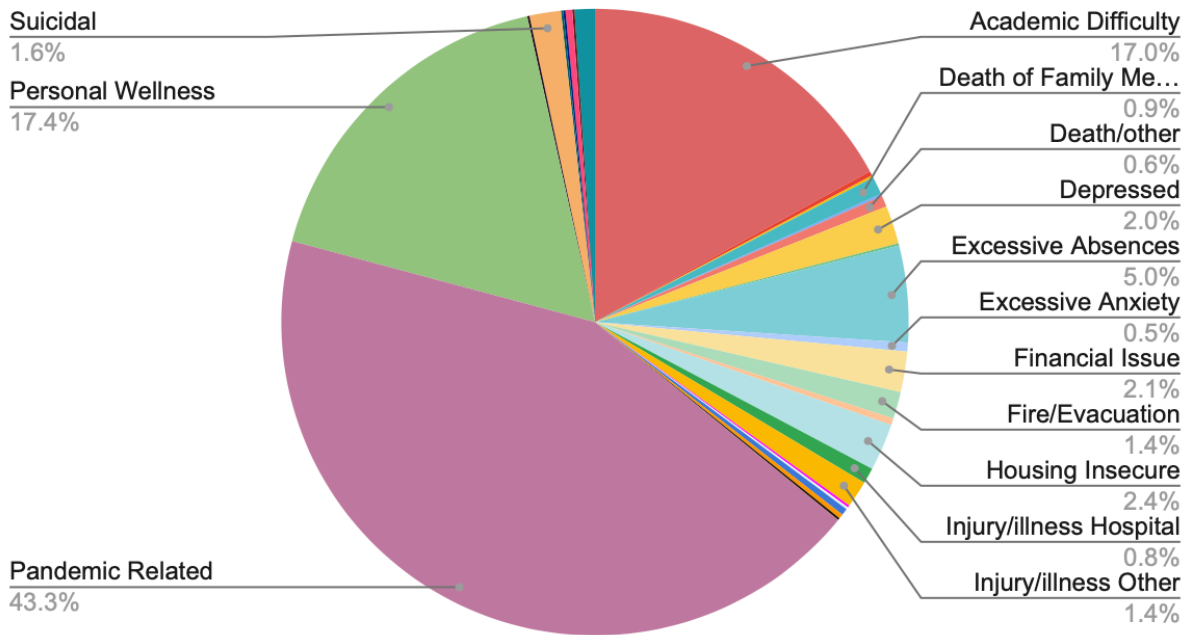


Figure 1: Distribution of All Concerns in the Academic Year 2020/2021

Distribution of Concerns: 20/21 (Without Pandemic)

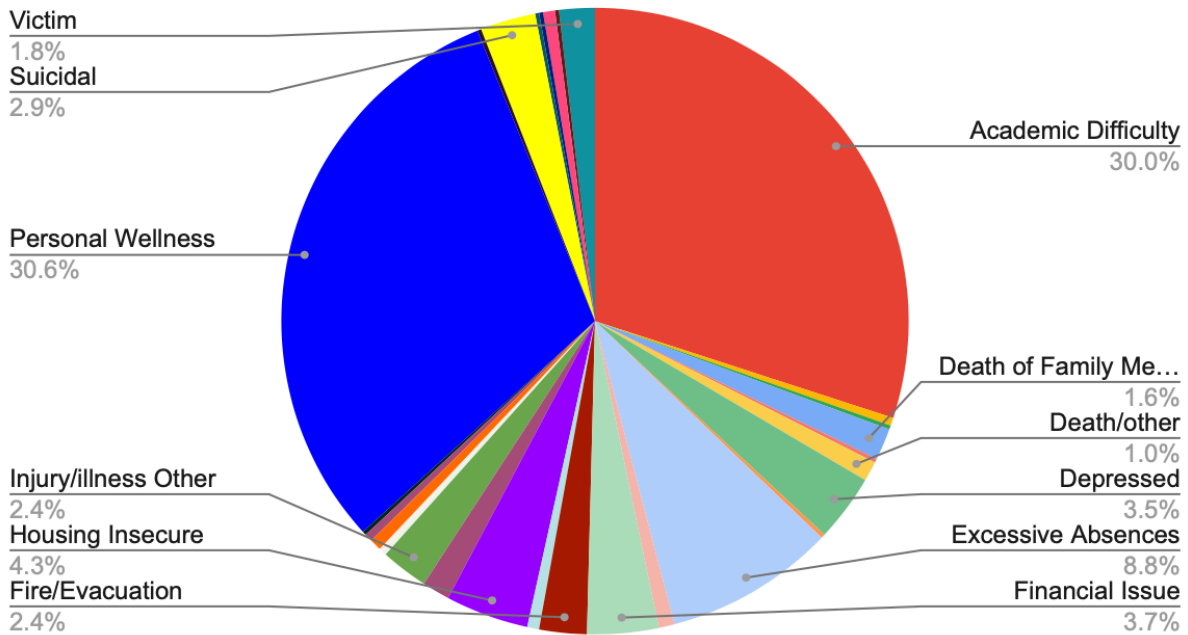


Figure 2: Distribution of All Concerns with Pandemic Related Issues removed in the Academic Year 2020/2021

Distribution of Concerns: 19/20

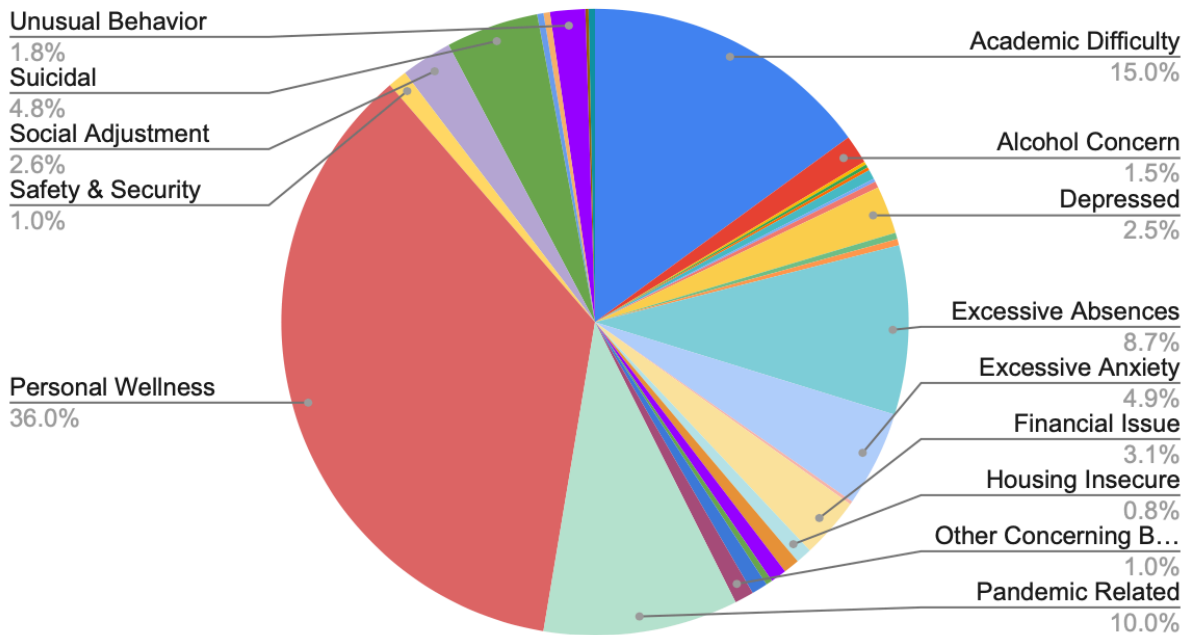


Figure 3: Distribution of All Concerns in the Academic Year 2019/2020

Concern	20/21	19/20	18/19	17/18
Academic Difficulty	147	91	48	8
Alcohol Concern	2	9	11	1
Bizarre Behavior	1	1	6	0
Change in Mood/Appearance	0	1	0	1
Concern Student is Missing	0	1	2	0
Death of Family Member	8	3	0	0
Death of Fellow Student	1	1	0	0
Death/other	5	2	0	0
Depressed	17	15	16	6
Displayed Anger	1	2	3	2
Disruptive Behavior	0	2	1	3
Excessive Absences	43	53	1	2
Excessive Anxiety	4	30	4	2
Extreme Mood Swings	0	1	4	0
Financial Issue	18	19	4	0
Fire/Evacuation	12	0	1	0
Food Insecure	3	0	0	0
Housing Insecure	21	5	0	0
Injury/illness Hospital	7	5	1	7
Injury/illness Other	12	5	3	2
Jeopardizing Success	1	2	0	0
Medical	1	5	3	1
Other Drugs Concern	3	0	2	0
Other Violation	2	0	0	1
Other Concerning Behavior	1	6	6	4
Pandemic Related	387	61	0	0
Personal Wellness	150	219	94	5
Room Cleaning	1	0	0	0
Safety & Security	0	6	2	0
Social Adjustment	0	16	2	0
Suicidal	14	29	23	6
Theft	1	0	1	0
Threat to Oneself	1	2	7	9
Threatening/Violent Behavior	0	2	1	1

University Withdrawal	3	0	0	0
Unusual Behavior	1	11	3	4
Unusual Injury	0	1	0	0
Victim	9	2	2	11
Total Concerns	877	608	251	76

Table 2: All Concerns over the last four Academic Years

Personal Wellness was the second highest recorded concern. This is a general concern that was utilized usually in conjunction with an academic related concern where the reporter referenced vague concern for the students wellbeing. In many instances, students reported being overwhelmed and frustrated/struggling with the remote learning environment.

Academic related concerns such as Academic Difficulty and Excessive Absences constituted 21% of the concerns recorded for the year. As will be noted further below, Academic Difficulty was up significantly from last year, while Excessive Absences decreased slightly. I believe that this could be connected to the amount of asynchronous courses where attendance was not tracked during remote learning.

The last significant group of concerns are related to Basic Needs, which accounted for roughly 5% of all concerns. These include Financial, Food, and Housing Insecurities.

Unique Concerns and Unique Cases

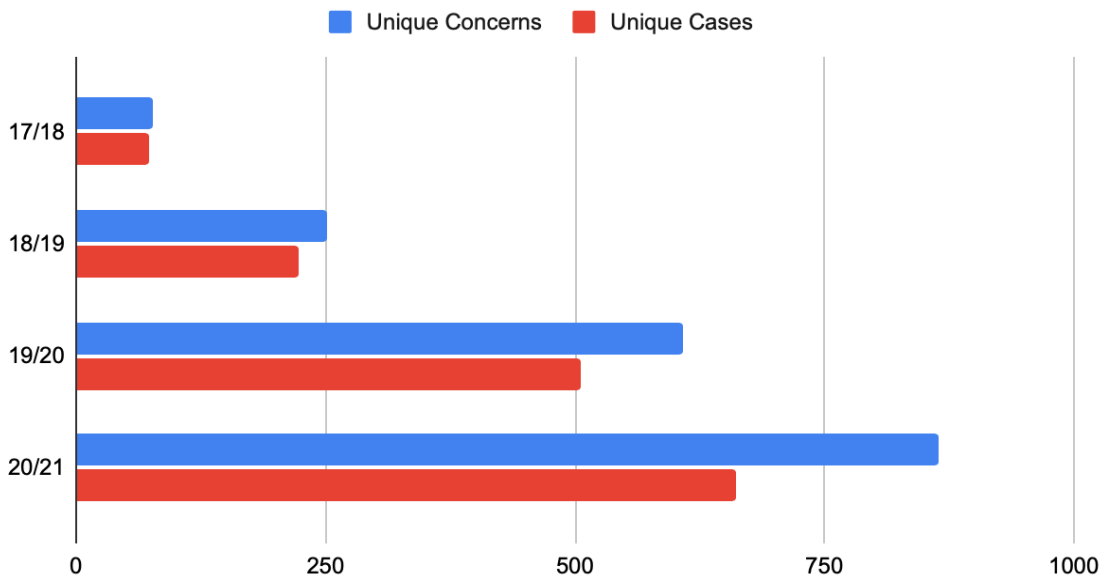


Figure 4: Comparison of Unique concerns v. Unique Cases over the last four Academic Years

This Academic Year we observed a continued rise in Care Cases, though it's rate of rise has decreased. A significant observation to note is that their continues to be a significant rate of rise in Unique concerns; this refers to the issue a specific case is tagged with (ie. a case may have come in as an Excessive Absence concern and upon contact, the case manager learns that the student is Housing Insecure and adds that concern to the case). This demonstrates the growing recognition that issues students face are often compounding and rarely stand alone issues. Total Unique Cases for this year are 676, with a total of 864 Unique concerns.

Concern	19/20	20/21	Δ
Academic Difficulty	91	147	61.54%
Death of Family Member	3	8	166.67%
Excessive Anxiety	30	4	-86.67%
Housing Insecure	5	21	320.00%
Pandemic Related	61	374	513.11%
Suicidal	29	14	-51.72%
Unusual Behavior	11	1	-90.91%

Table 3: Shows notable changes in certain concerns between Academic Year 2020/2021 and 2019/2020

Lastly, I wanted to note some significant changes in concerns recorded. During our year in remote learning, there was a significant increase in external concerns (things mostly outside of the control of students), while at the same time we see a drop in internal concerns that are tied to more emotional issues. While this is anecdotal, it seems that being in a remote environment decreased faculty and staff's ability to recognize more emotional issues our students were facing. Understandably issues such as Deaths of Family Members and Housing Insecurities rose as our Nation faced a worldwide pandemic that also deeply affected our economy.

Unique Individuals with Multiple Unique Cases

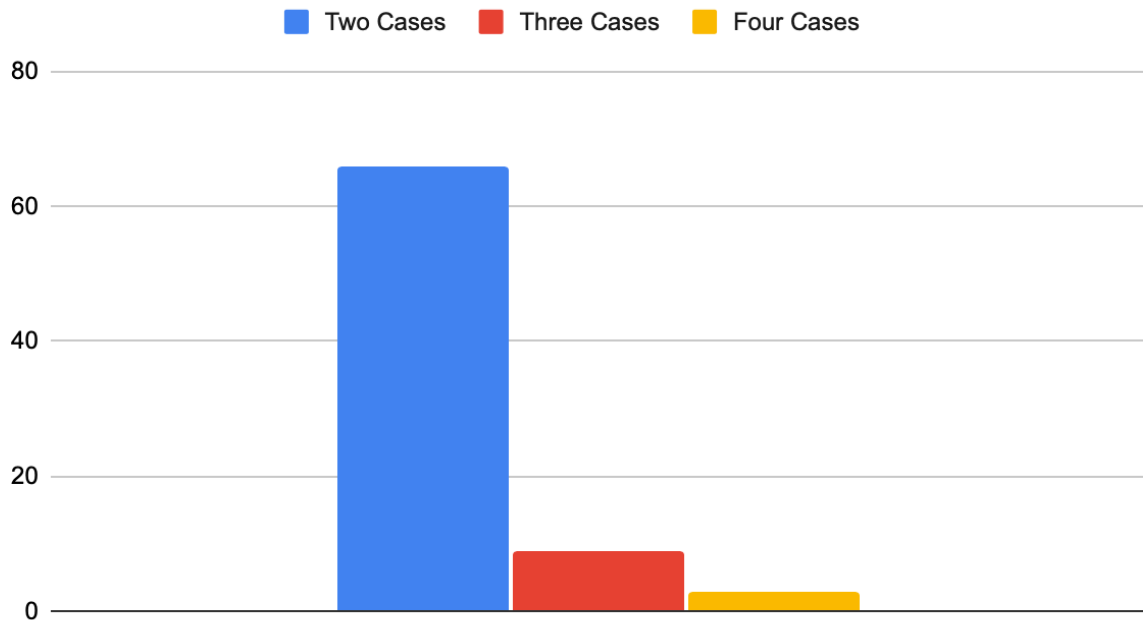


Figure 4: Recidivism of Unique Individuals for the 2020/2021 Academic Year.

Reoccurring Individuals: Distribution of Concern

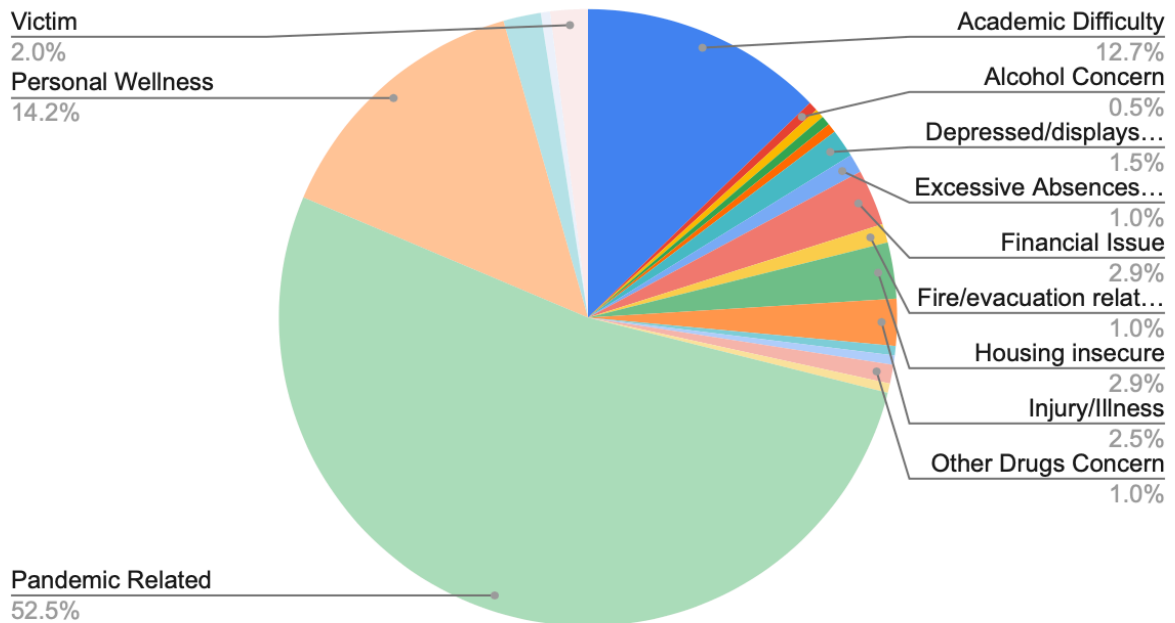


Figure 5: Distribution of concern for Unique Individuals with multiple cases in Academic Year 2020/2021

Pandemic Related Issues

The greatest issue faced by students this Academic Year understandably were Pandemic Related, constituting about 43% of all concerns. In almost all instances this refers to a suspected or confirmed case of COVID-19, but in a few cases it is in reference to a student who had family members who contracted the virus. Overall there were 387 Pandemic Related Issue(s) reported, of that 125 tested positive for COVID-19 on and off campus, with a total of 66 instances of students going into Isolation/Quarantine Housing on campus (not all on campus students chose to isolate/quarantine on campus and rather chose to go home).

Managing student cases related to the pandemic was a team effort; while the Care Team worked to support students that were in quarantine and isolation due to symptoms and/or positive tests, the Student Health Center managed all of the medical needs of our students located on campus and in the area, while REACH managed moves into and out of Quarantine/Isolation Housing for our on campus students, and Risk Management managed a lot of the tracking of off campus students. We worked together to create standard operating procedures for all aspects of student care. Overall the work we did early on set us up for success and we were able to navigate managing cases fairly well. Over the thanksgiving break there was a surge that made case management on everyone's end pretty hectic, but due to our diligence leading up to the holiday we were able to get through it without any missteps.

Below are the breakdowns of Pandemic Related cases as they relate to self identified Ethnicity/Race and Gender. There are some issues (such as not having any Non Binary category) that are addressed further down in their respective sections.

Total Pandemic Cases by Identity

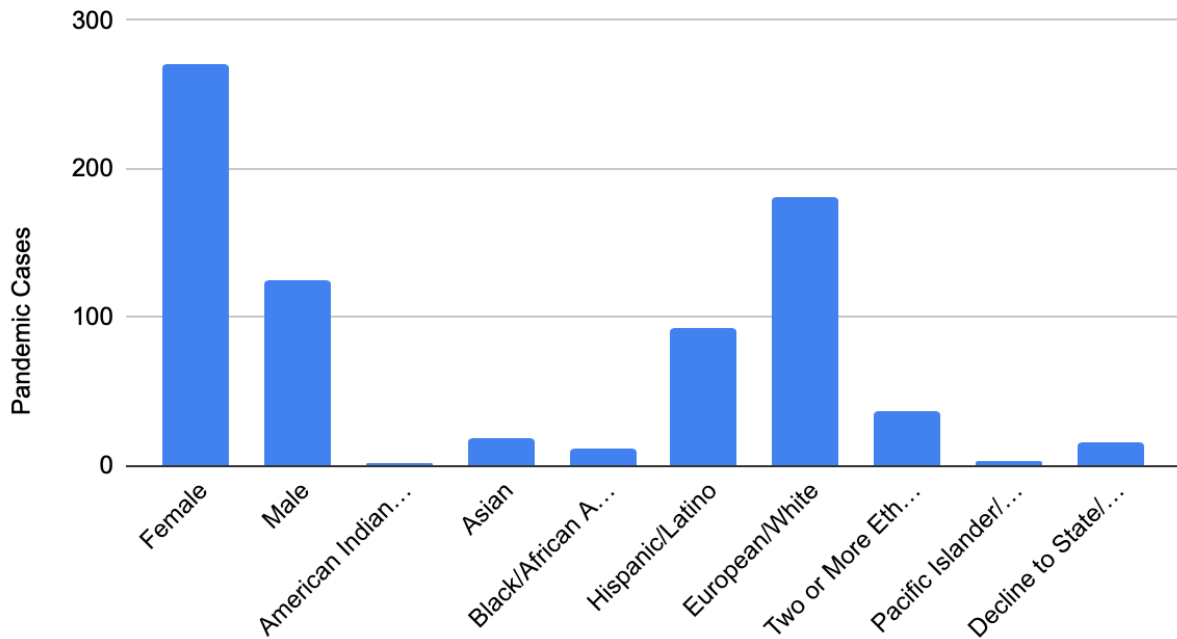


Figure 6: Total Pandemic Related Issue concerns for the Academic Year 2020/2021

Percentage of Identity Populations with Pandemic Concern

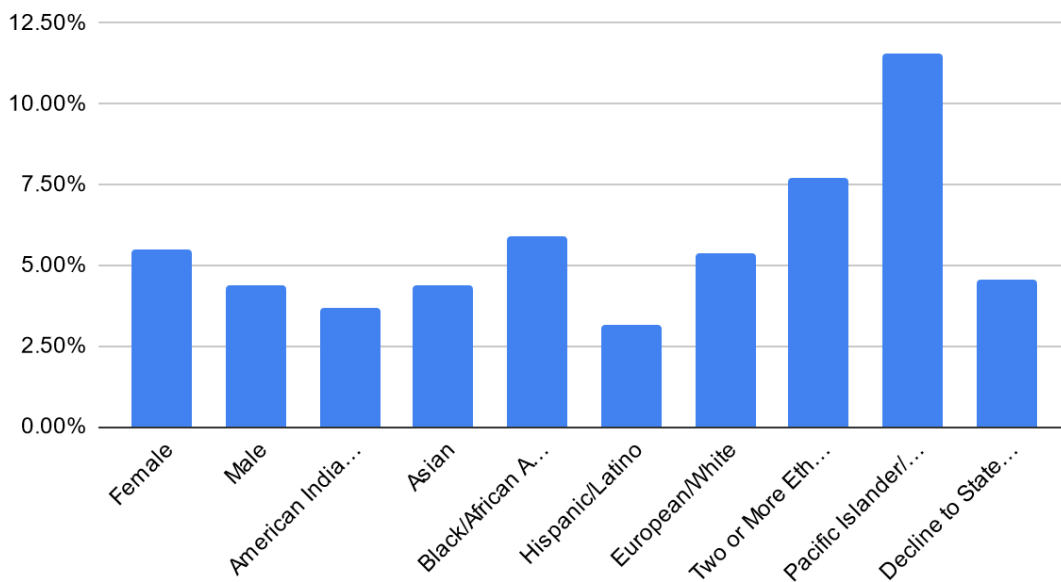


Figure 7: This figure shows the percentage of populations of unique self identified Gender and Ethnic/Racial Identities that had a Pandemic Related concern.

	Female	Male	American Indian/ Native Alaskan	Asian	Black/ African American	Hispanic/ Latino	European/ White	Two or More Ethnicities	Pacific Islander/ Native Hawaiian	Declined to State/Not Specified
Student Body	4,955	2,846	27	412	186	2959	3378	481	26	330
Pandemic Cases	271	125	1	18	11	93	181	37	3	15
% of Pop.	5.47%	4.39%	3.70%	4.37%	5.91%	3.14%	5.36%	7.69%	11.54%	4.55%

Table 4: Unique cases and percentage of population affected by self identified Gender and Ethnicity/Race for Pandemic Related concerns for the Academic Year 2020/21

Pandemic Related Issues: Unique Individuals

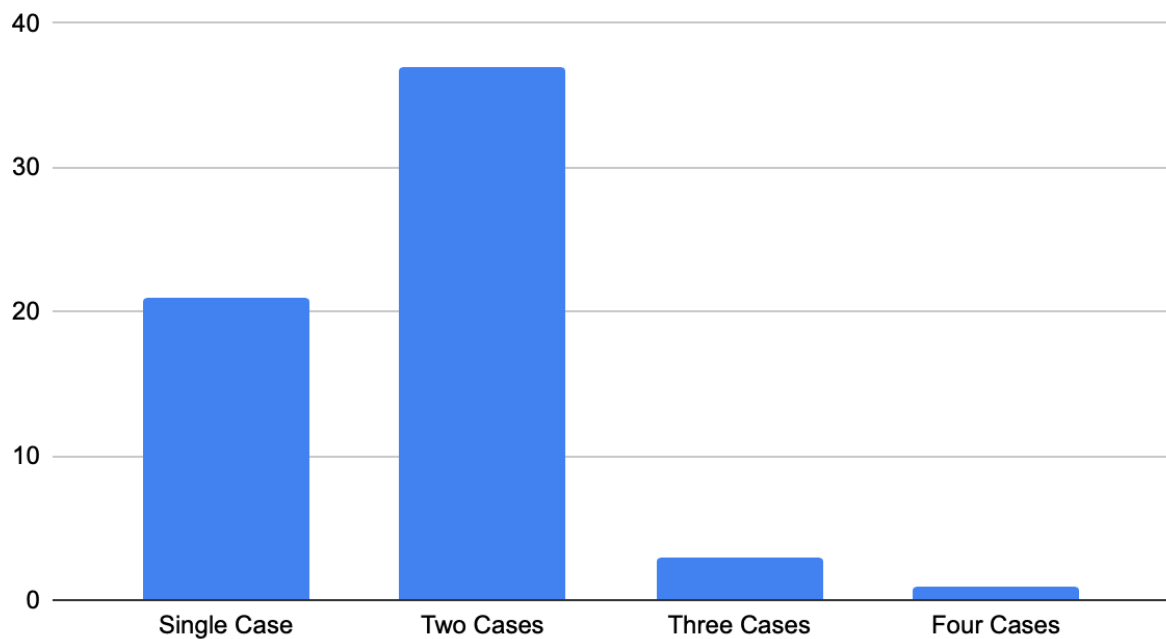


Figure 8: Recidivism of Pandemic Related Issues for Unique Individuals for the 2020/2021 Academic Year.

Pandemic Cases by Classification

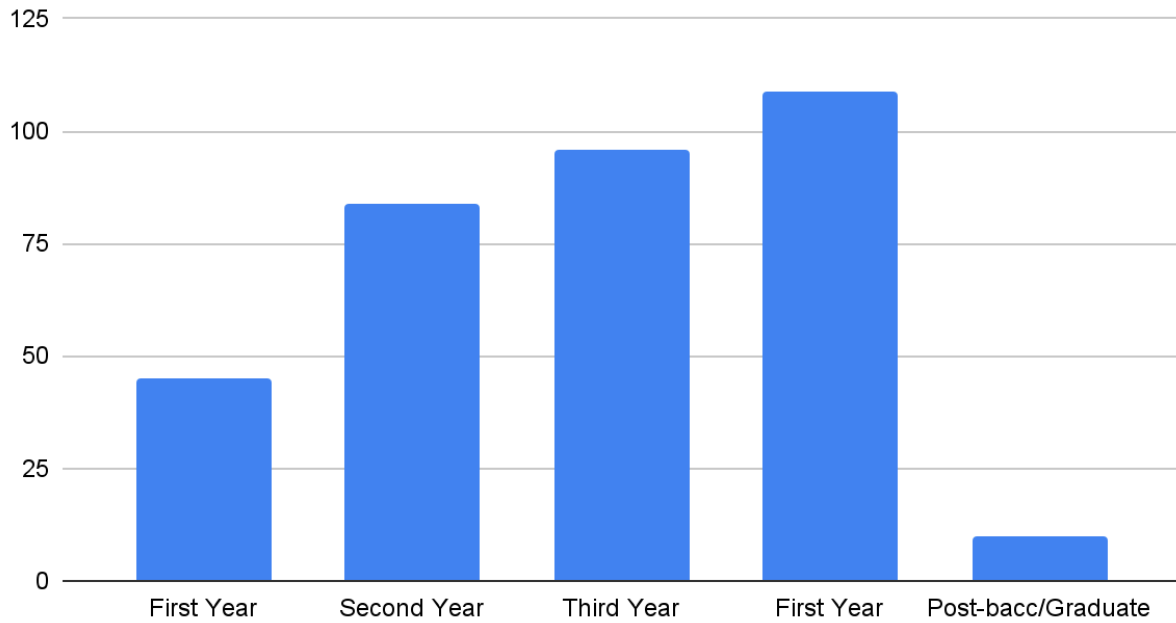


Figure 9: Pandemic Related Issues by Classification for the 2020/2021 Academic Year.

Classification	Pandemic Related Issue(s)
First Year	45
Sophomore	84
Junior	96
Senior	109
Post-bacc/Graduate	10

Figure 5: Comparison of Unique concerns v. Unique Cases over the last four Academic Years

Ethnicity/Race

To understand how the Care Team program is serving the diverse student body, an analysis of cases by self-reported ethnicity/race was conducted to see how it compared to the overall student population of those identities. The intention is to identify if we are undeserving of any specific population and if there are specific issues that students of a certain population are facing

at our university that we may need to address and support. Note that, while we recognize the vast differences within these broader identities, some ethnic/race choices have been combined for easier reading of the data (ie. Honduran with Hispanic/Latino, Not Willing to Disclose with Unknown, and European with White [there is no white/latino-origin option within Maxient]). Additionally, the language use to define ethnic/racial categories matches that of Maxient and not necessarily the language the Care Team uses (ie. Latinx).

By Number of Cases

The following is the distribution of Unique Cases by self identified Ethnicity/Race for the Academic Year 2020/2021 as well as the distribution of the Student Body by self identified Ethnicity/Race for the Academic Year 2020/2021

Care Cases by Ethnicity

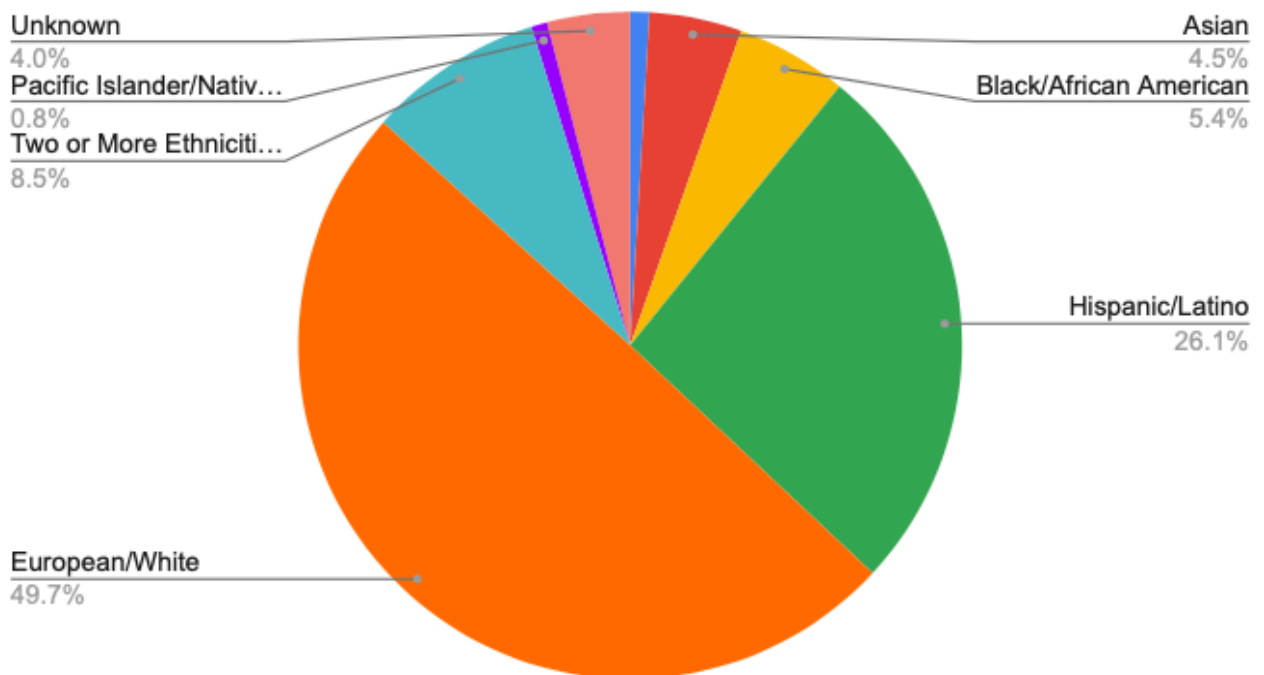


Figure 10: Overall Care Team Cases for the Academic Year of 2020-2021 by self reported Ethnic/Racial Identities

Student Body Demographics by Ethnicity

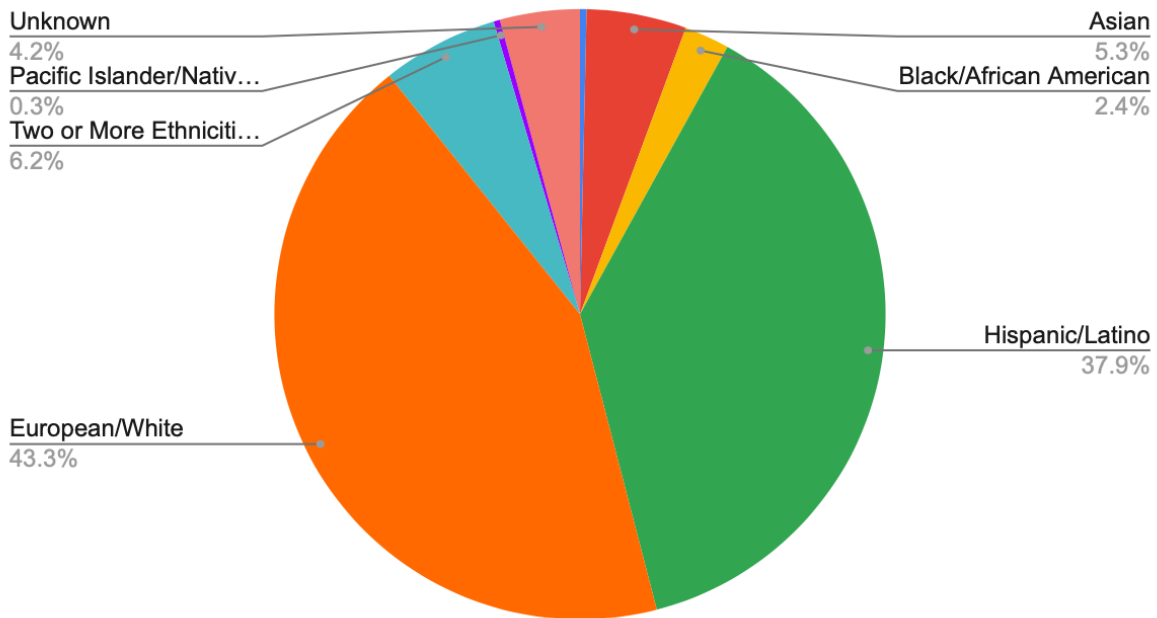


Figure 11: Student Body demographics for the Academic Year of 2020-2021 by self reported Ethnic/Racial Identities

Data Source	Native American /Alaska Native	Asian	Black/ African American	Hispanic/ Latino	European /White	Two or More Ethnicities	Pacific Islander/ Native Hawaiian	Declined to State/Not Specified
Student Body	27	412	186	2959	3378	481	26	330
Care Cases	6	29	35	168	320	55	5	26

Table 6: Numbers of Students v. Care Cases for the Academic Year of 2020-2021 by self reported ethnic/racial identities

By Number of Concerns

The following is the distribution of Unique concerns by self identified Ethnicity/Race for the Academic Year 2020/2021. Note that concerns are separate from cases, as cases can have

multiple concerns.

Concerns by Ethnicity/Race: American Indian/Alaska Native

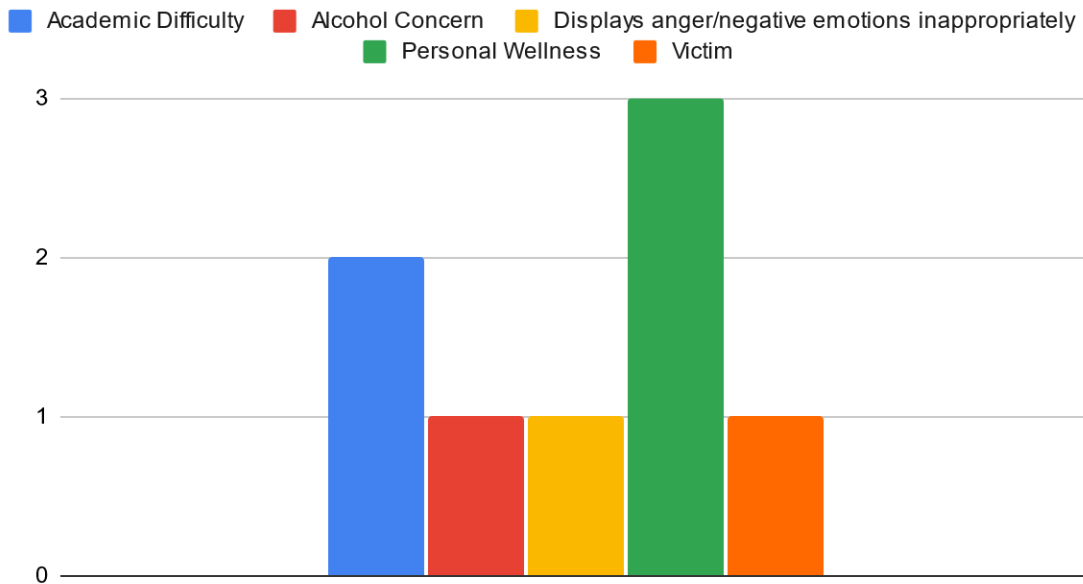


Figure 12: Number of concerns (with Pandemic Removed) by self identified American Indian/Alaska Native students

Concerns by Ethnicity/Race: Asian

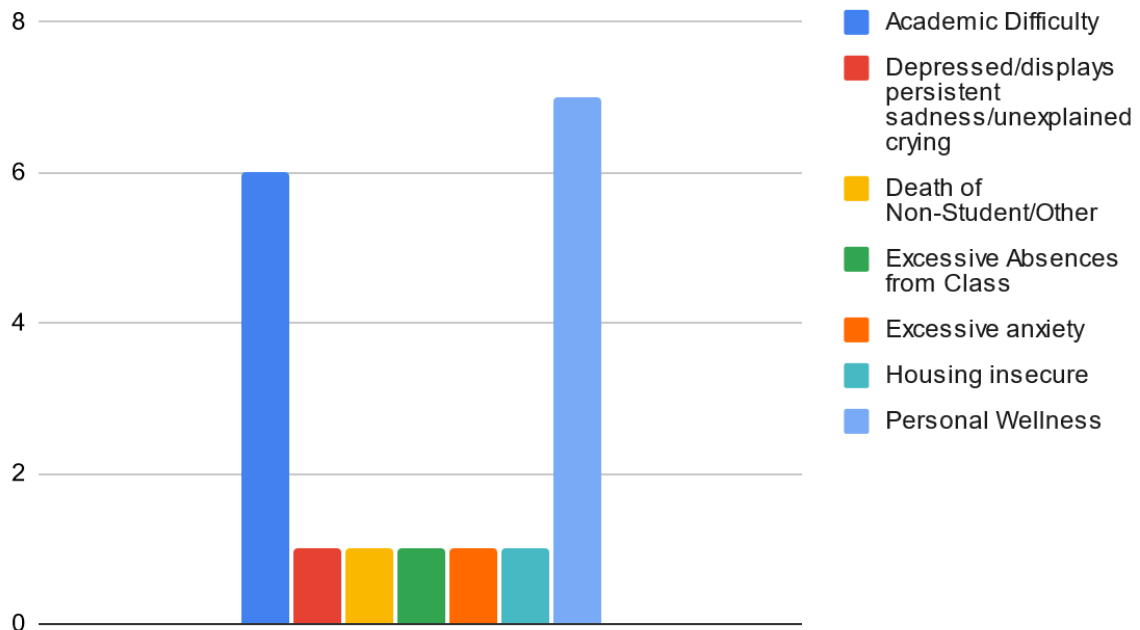


Figure 13: Number of concerns (with Pandemic Removed) by self identified Asian students

Concerns by Ethnicity/Race: Black/African American

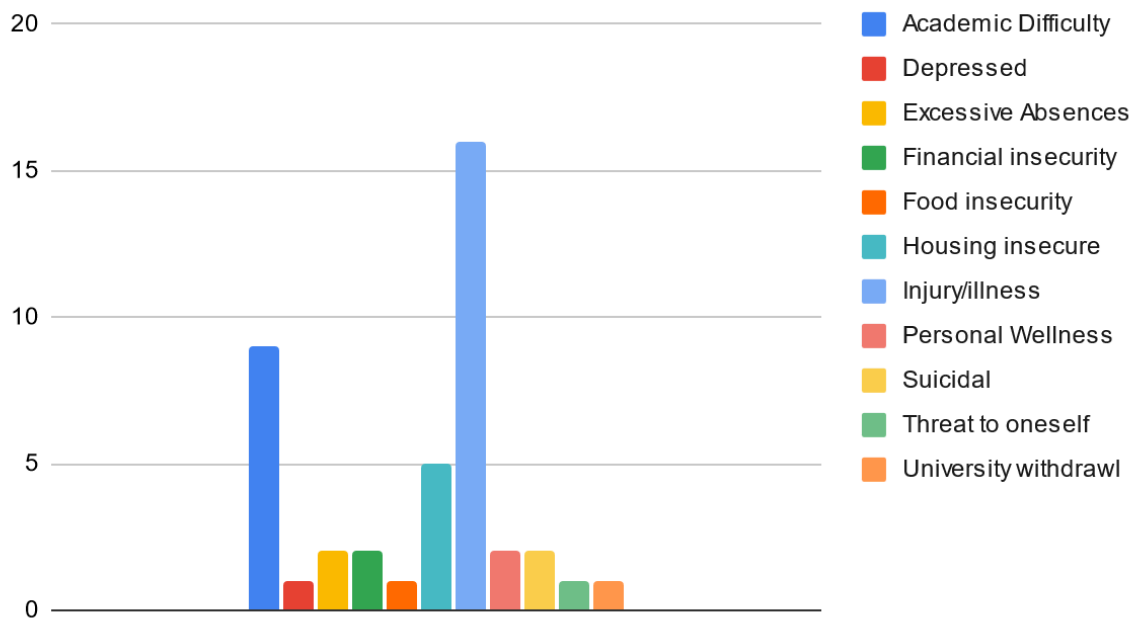


Figure 14: Number of concerns (with Pandemic Removed) by self identified Black/African American students

Concerns by Ethnicity/Race: Hispanic/Latino

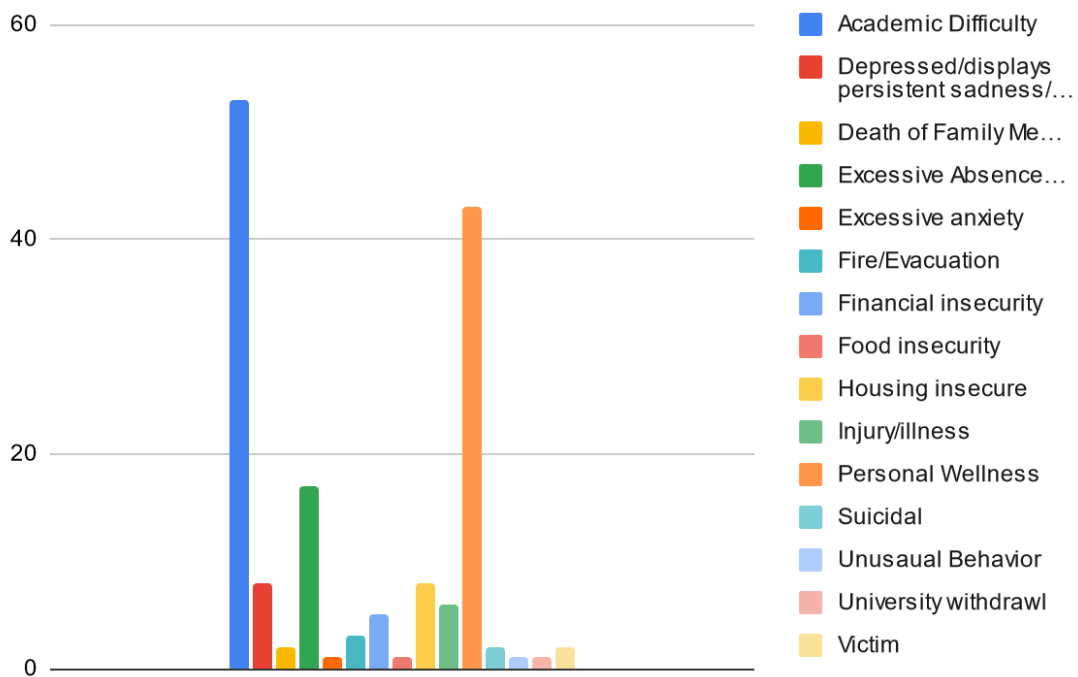


Figure 15: Number of concerns (with Pandemic Removed) by self identified Hispanic/Latino students

Concerns by Ethnicity/Race: European/White

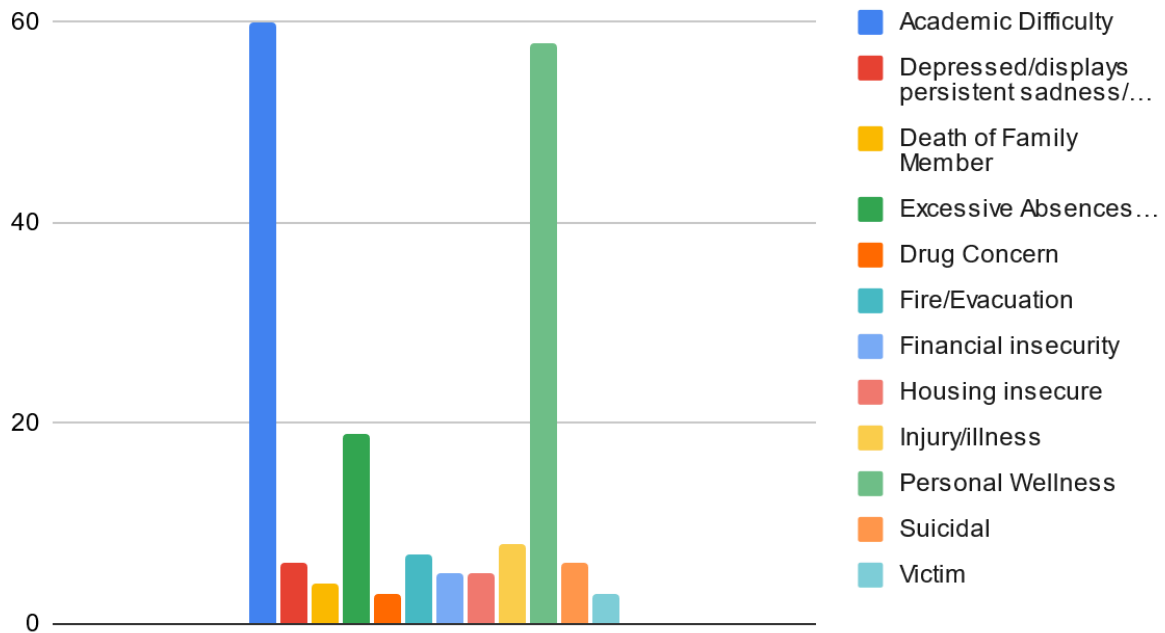


Figure 16: Number of concerns (with Pandemic Removed) by self identified European/White students

Concerns by Ethnicity/Race: Pacific Islander/Native Hawaiian

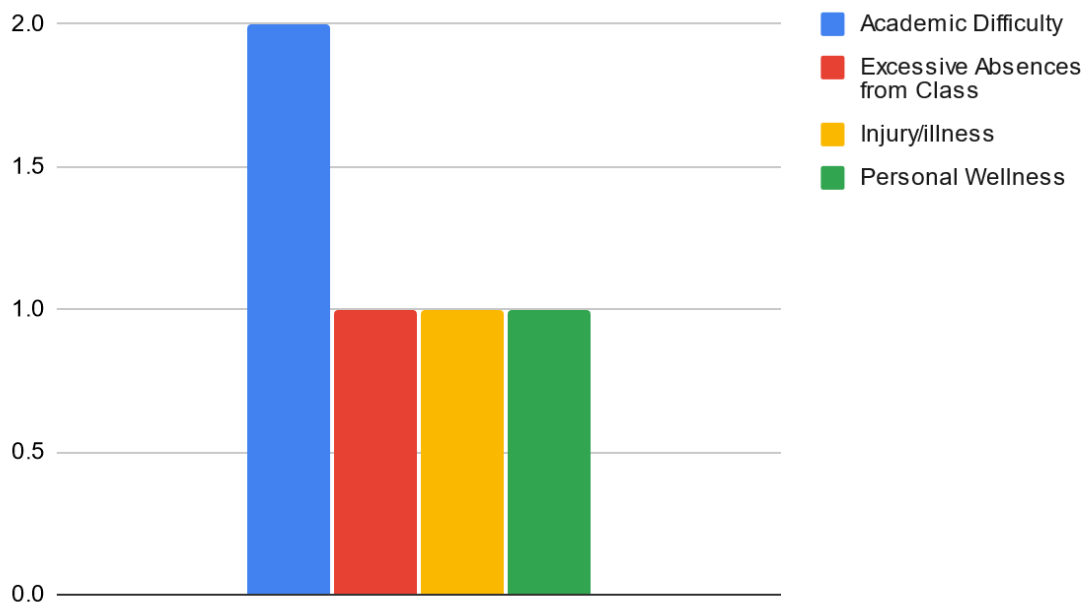


Figure 17: Number of concerns (with Pandemic Removed) by self identified Pacific Islander/Native Hawaiian students

Concerns by Ethnicity/Race: Two or More Ethnicities/Races

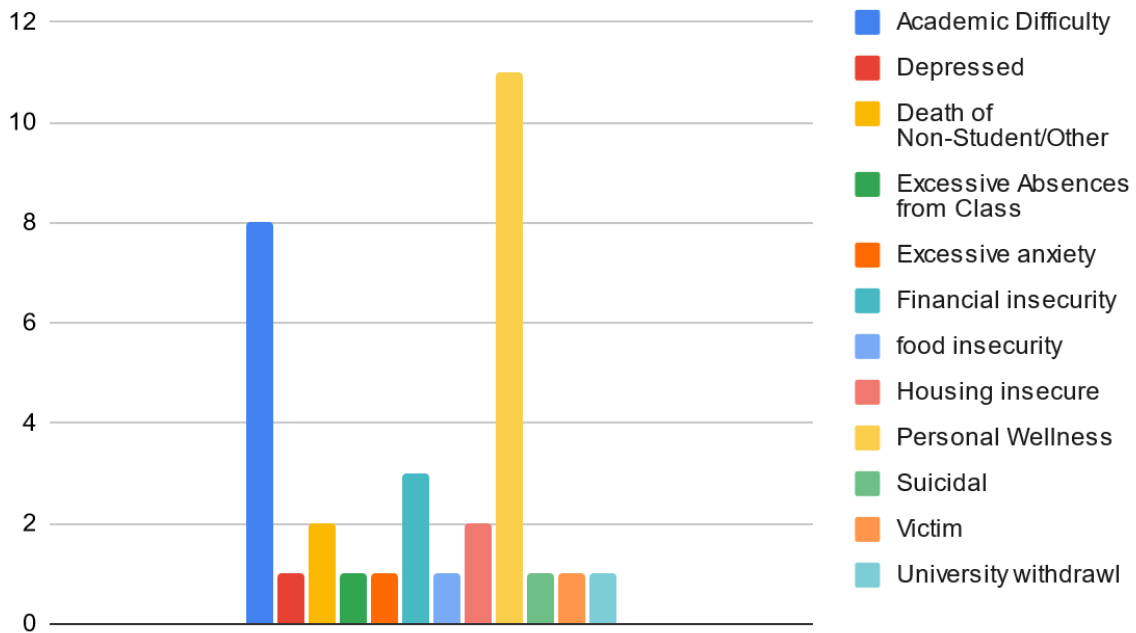


Figure 18: Number of concerns (with Pandemic Removed) by self identified Two or More Ethnicities students

Concerns by Ethnicity/Race: Decline to State/Not Specified

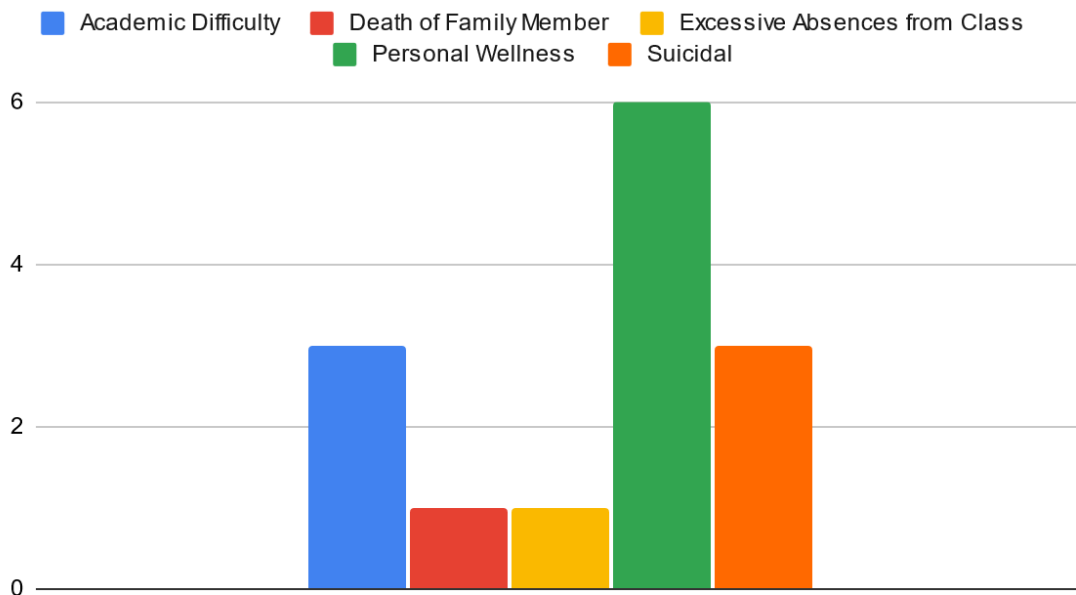


Figure 19: Number of concerns (with Pandemic Removed) by self identified Decline to State/Not Specified students

BIPOC: Distribution of Concerns

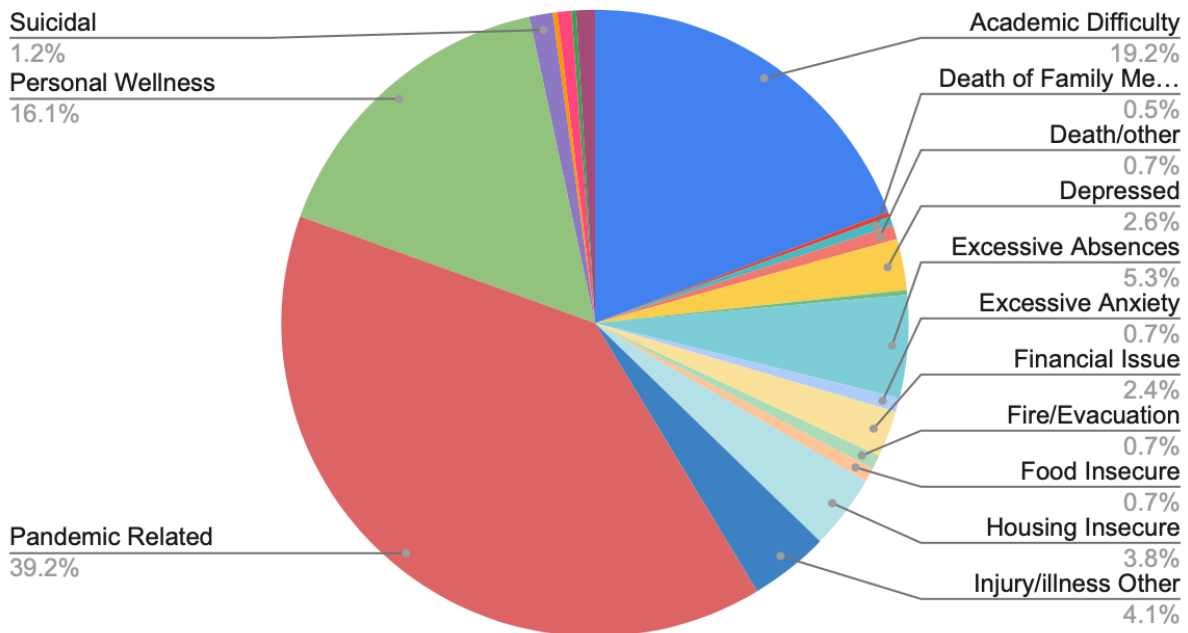


Figure 20: Distribution of Concerns for BIPOC Student Population as a whole for Academic Year 2020/2021.

Gender

As with the data on Ethnicity/Race, it's important to understand where we are with serving our community from a gender perspective. A great absence from this information is Gender Identity; all information on these demographics is pulled from Maxient. I am unaware of how, or how often, students are able to update this information, but I suspect that there are more students who may identify as non-binary (based on my interactions with students prior to being remote) than is reflected in the data. Only one case from last year (none from this year) was for an individual identifying as non-binary. Additionally we do not have data on sexual orientation, it would be useful to be able to analyze how we are serving those populations within the Maxient system.

By Number of Cases

The following is the distribution of Care Cases by self identified Gender for the Academic Year 2020/2021 as well as the distribution of the Student Body by self identified Gender for the Academic Year 2020/2021.

Care Team Cases by Gender

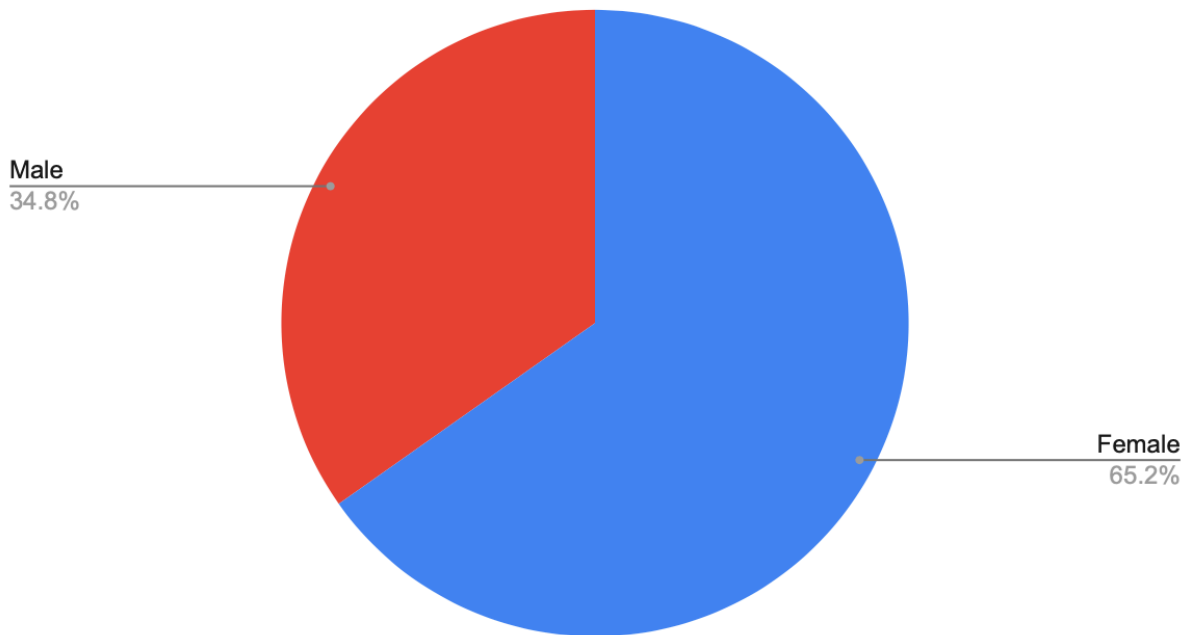


Figure 21: Care Team Cases for the Academic Year of 2020-2021 by self reported Gender Identities

Student Body by Gender

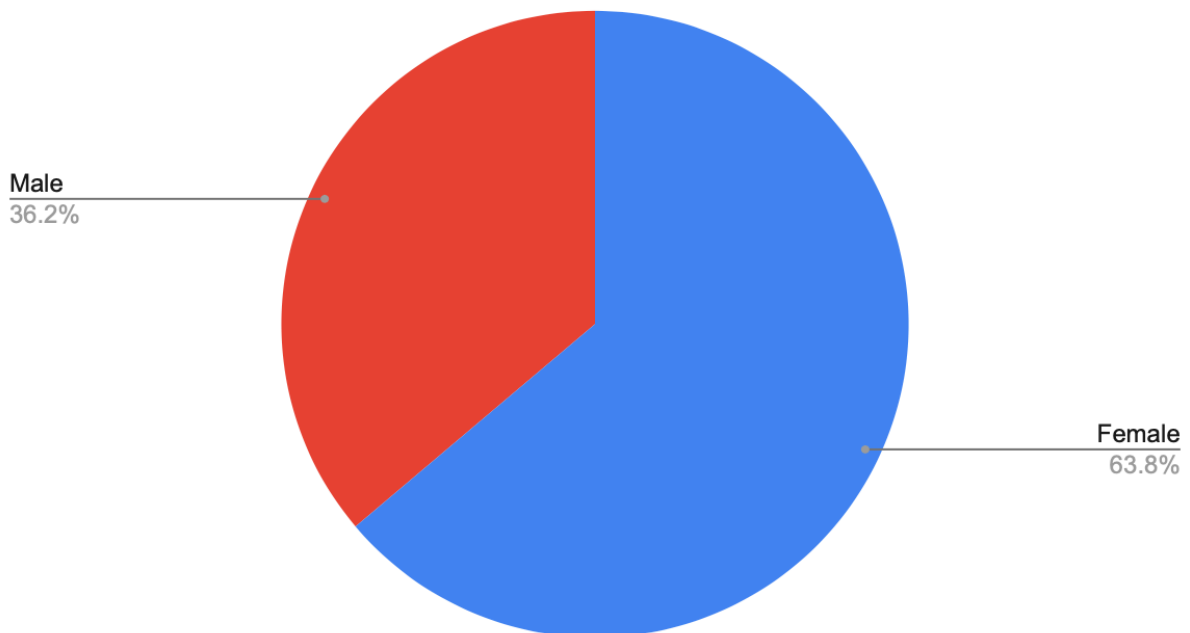


Figure 22: Student Body demographics for the Academic Year of 2020-2021 by self reported Gender Identities

Data Source	Female	Male
Student Body	4,955	2,846
Care Cases	420	224

Table 7: Numbers of Students v. Care Cases for the Academic Year of 2020-2021 by self reported Gender Identities

The data indicates a slight increase in reported cases relative to population numbers for male students, though the difference is statistically insignificant. That said, considering the barriers that our female students face opposed to our males should give us pause. Taking into account those barriers, one would expect in a perfect reporting system that the imbalance between the two self reported genders would slant the other direction. Again, what is missing from this data is those that may identify as non-binary, let alone someone who has transitioned gender identities.

By Number of Concerns

The following is the distribution of Unique concerns by self identified Gender for the Academic Year 2020/2021.

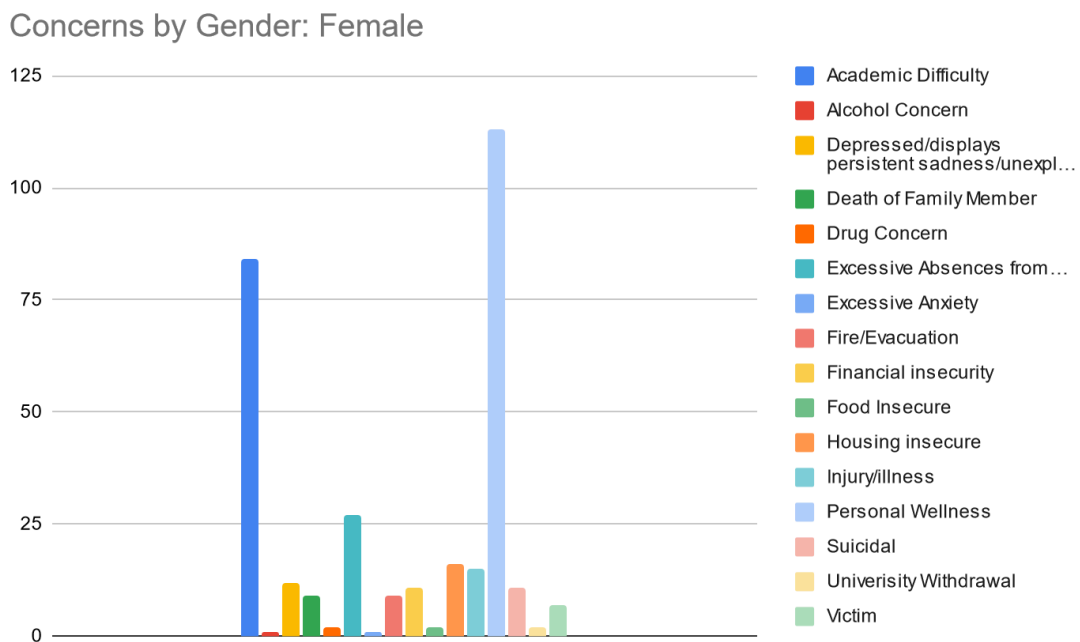


Figure 23: Number of concerns (with Pandemic Removed) by self identified Female students

Concerns by Gender: Male

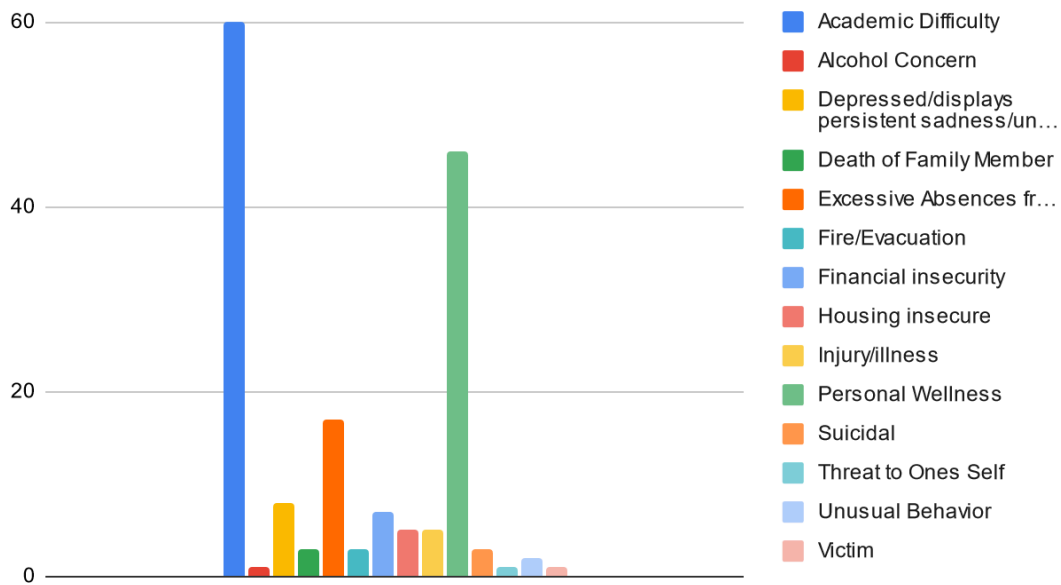


Figure 24: Number of concerns (with Pandemic Removed) by self identified Male students

Group Affiliation

The following data pertains to four groups on campus, Athletics, Educational Opportunity Program (EOP), Greek Life, and Military and Veterans Resource Center (MAVRC). For each grouping, the data display the distribution of Unique Cases among subgroupings (ie. Women’s Soccer, PUERTA, etc) as well as overall distribution of Unique concerns for the larger group as whole (ie. Athletics, EOP, etc.).

Athletics

These are the numbers for Unique Cases and Unique Concerns for members of Athletic Teams that had a Care Team Case for the Academic Year 2020/2021.

Athletics: Distribution of Cases

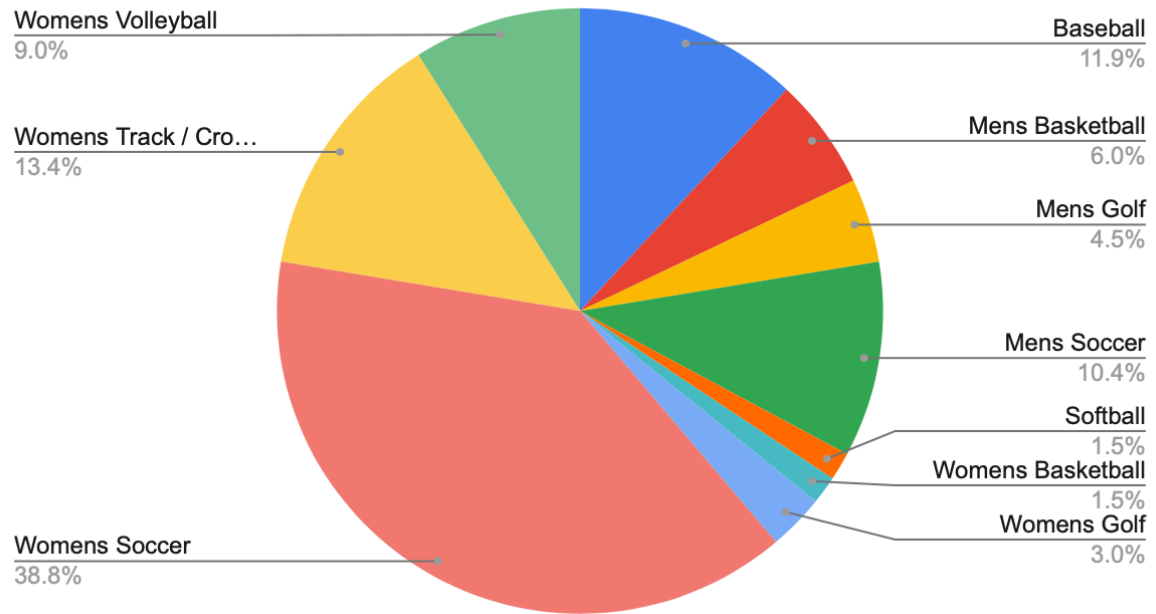


Figure 25: Distribution of Cases by Athletic Team for Academic Year 2020/2021

Athletics: Distribution of Concerns

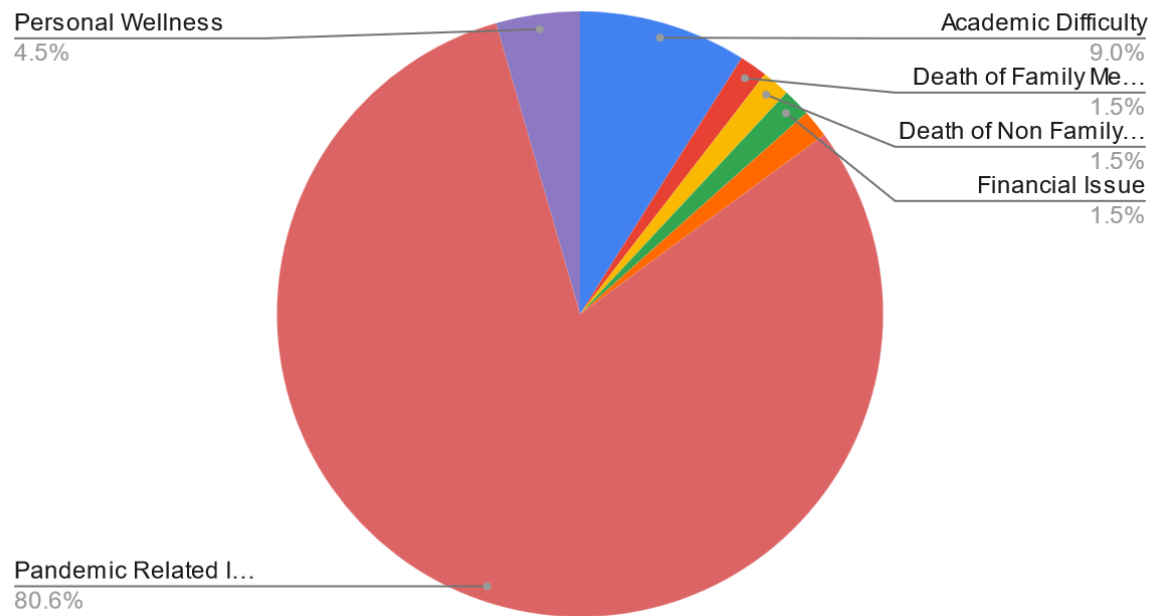


Figure 26: Distribution of concerns in for all Athletic teams for Academic Year 2020/2021

Team	Academic Difficulty	Death of Family Member	Death of Non Family Member	Financial Issue	Injury/Iness	Pandemic Related Issues	Personal Wellness
Baseball	2		1	1		3	1
Men's Basketball		1				3	
Mens Golf	2						1
Mens Soccer						7	
Softball						1	
Women's Basketball						1	
Women's Soccer						26	
Women's Golf						2	
Women's Track / Cross Country					1	8	
Women's Volleyball	2					3	1

Table 8: Total concerns by Athletic Team for the Academic Year 2020/2021

EOP

These are the numbers for Unique Cases and Unique concerns for members of EOP that had a Care Team Case for the Academic Year 2020/2021.

EOP: Distribution of Cases

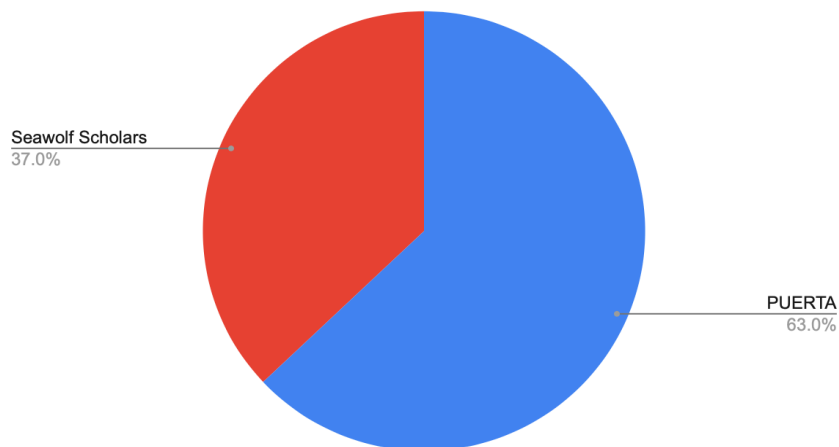


Figure 28: Distribution of Cases by EOP Program for Academic Year 2020/2021

EOP: Distribution of Concerns

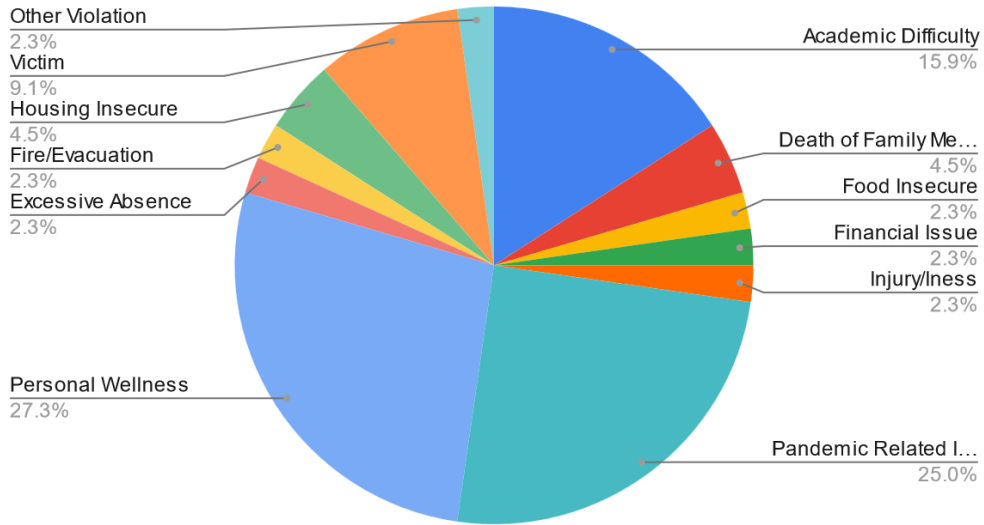


Figure 29: Distribution of Cases for all EOP programs for Academic Year 2020/2021

Program	Academic Difficulty	Death of Family Member	Food Insecure	Financial Issue	Injury/Inness	Pandemic Related Issues	Personal Wellness	Excessive Absence	Fire/Evacuation	Housing Insecure	Victim	Other Violation
PUERTA	4	2			1	7	10	1	1	1	2	1
Seawolf Scholars	3		1	1		4	2			1	2	

Table 9: Total concerns for all EOP programs for Academic Year 2020/2021

Greek Life

These are the numbers for Unique Cases and Unique concerns for members of Fraternities and Sororities that had a Care Team Case for the Academic Year 2020/2021.

Greek Life: Distribution of Cases

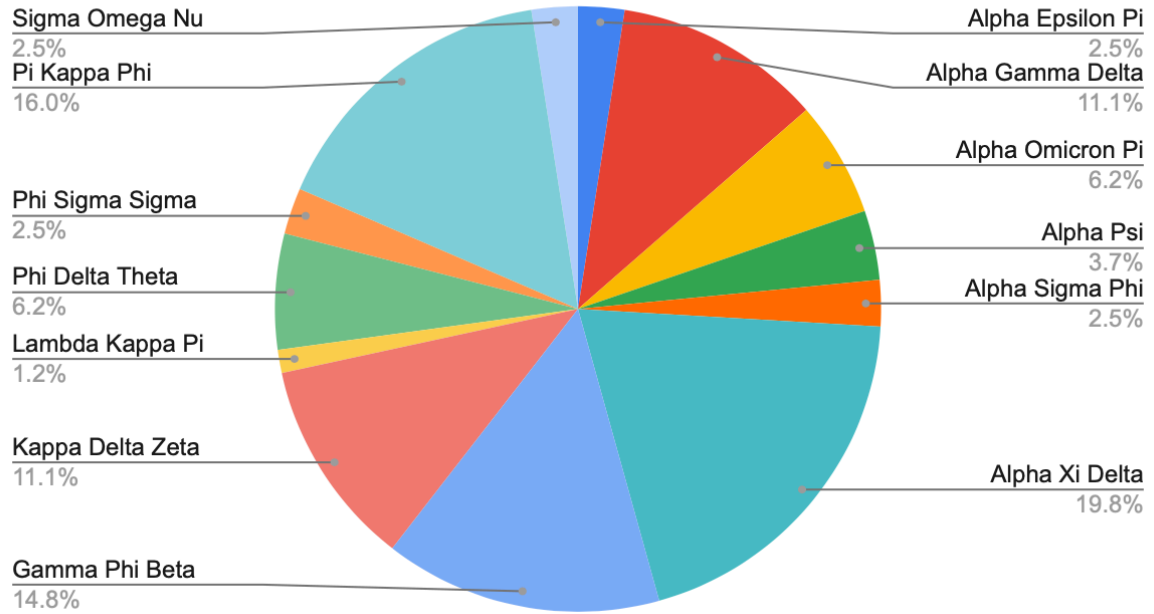


Figure 30: Distribution of Cases by Greek Organizations for Academic Year 2020/2021

Greek Life: Distribution of Concerns

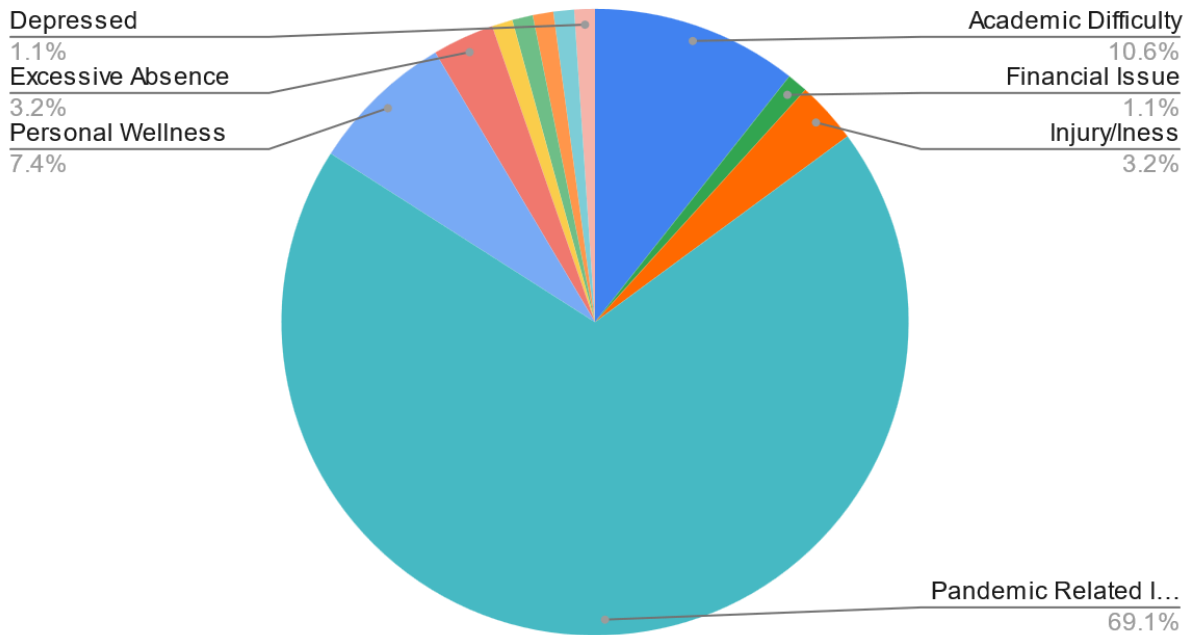


Figure 31: Distribution of concerns for all of Greek Life

	Academic Difficulty	Death of Family Member	Death of Non Family Member	Financial Issue	Injury/Illness	Pandemic Related Issues	Personal Wellbeing	Excessive Absence	Fire/Evacuation	Other Concerning Behavior	Drug Concern	University Withdrawal	Suicidal	Depressed
Alpha Gamma Delta						8	1							
Alpha Omicron Pi	2					2	1	2	1	1				
Alpha Psi				1		2	1							
Alpha Epsilon Pi					1	1								
Alpha Sigma Phi						2								
Alpha Xi Delta						15								
Gamma Phi Beta	1					11	1				1			
Phi Delta Theta						5								
Kappa Delta Zeta						9								
Lambda Kappa Pi	1						1					1		1
Sigma Omega Nu	2				1	1	1							
Pi Kappa Phi	4				1	9	1	1						

Table 10: Total concerns by Greek Organization for the Academic Year 2020/2021

MAVRC

This Academic Year the Care Team only had two cases involving students that are part of MAVRC. One case involved an ROTC student who was struggling with Housing Insecurity as well as Personal Wellness. The other case was a Veteran that was dealing with Pandemic Related Issues.

Campus Housing

The following is the distribution of Unique concerns for students who lived on campus for the Academic Year 2020/2021.

Housing: Distribution of Concerns

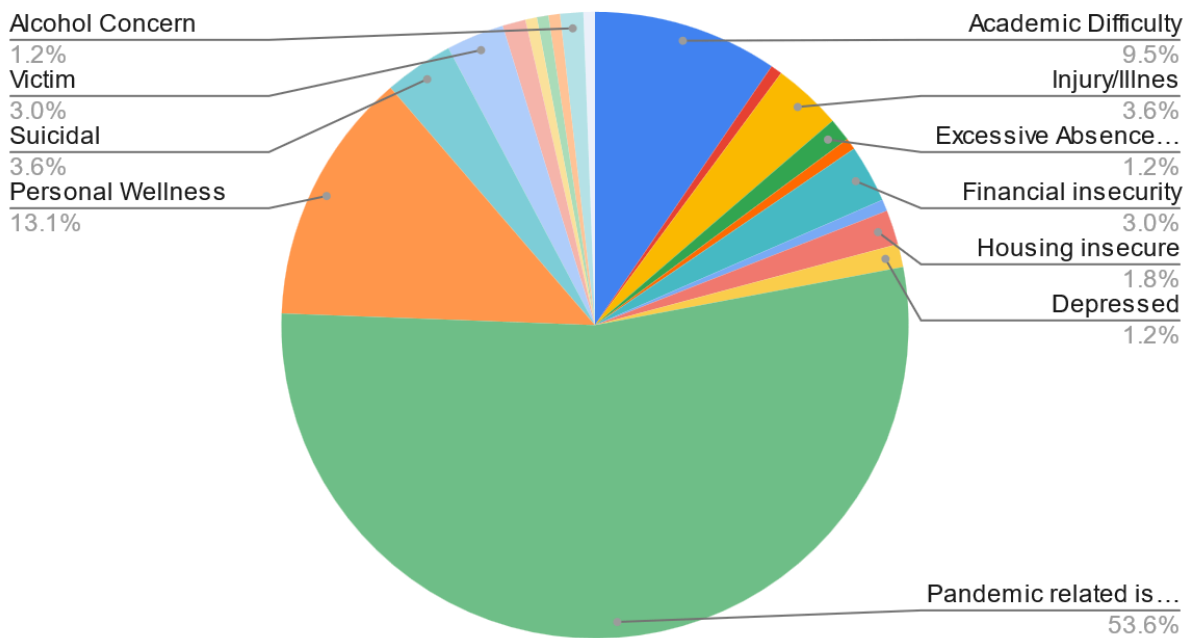


Figure 32: Distribution of Cases by Greek Organizations for Academic Year 2020/2021

Academic Difficulty	Bizarre/Di sjoint Thoughts	Injury /Illness	Excessive Absences from Class	Excessive anxiety	Financial insecurity	Fire/Evacuation	Housing insecurity	Depressed	Pandemic related issue (s)	Personal Welln ess	Suicidal	Victim	Other Violation	Threat to Oneself	Jeopardizing Academic Success	Displays anger/negative emotions	Alcohol Concern	Drug Concern	
16	1	6	2	1	5	1	3	2	90	22	6	5	2	1	1	1	2	1	

Table 11: Total concerns for On Campus Students for the Academic Year 2020/2021

Basic Needs

This section is just to compare how many cases that concern Financial, Food, and Housing Insecurity come to Basic Needs directly and through the Care Team first. Note that not all cases that come to the Care Team go to Basic Needs as the issue can workout before intervention is needed. Additionally, not all of the cases recorded in Basic Needs numbers are approved.

Program	Financial Insecurity	Food Insecurity	Housing Insecurity
Basic Needs	36	19	16
Care Team	18	3	21

Table 12: Basic Needs cases v. Care Team cases for the Academic Year of 2020-2021.

Academics

Degree Programs

The following are Unique Cases and Unique concerns by degree program for the Academic Year of 2020/2021. Some programs have been combined to make the data easier to read (ie. Biology BA and BS). Due to the current integration system, there are a significant number of students who have an unknown major, which is separate from undeclared.

Case Distribution by Degree Program

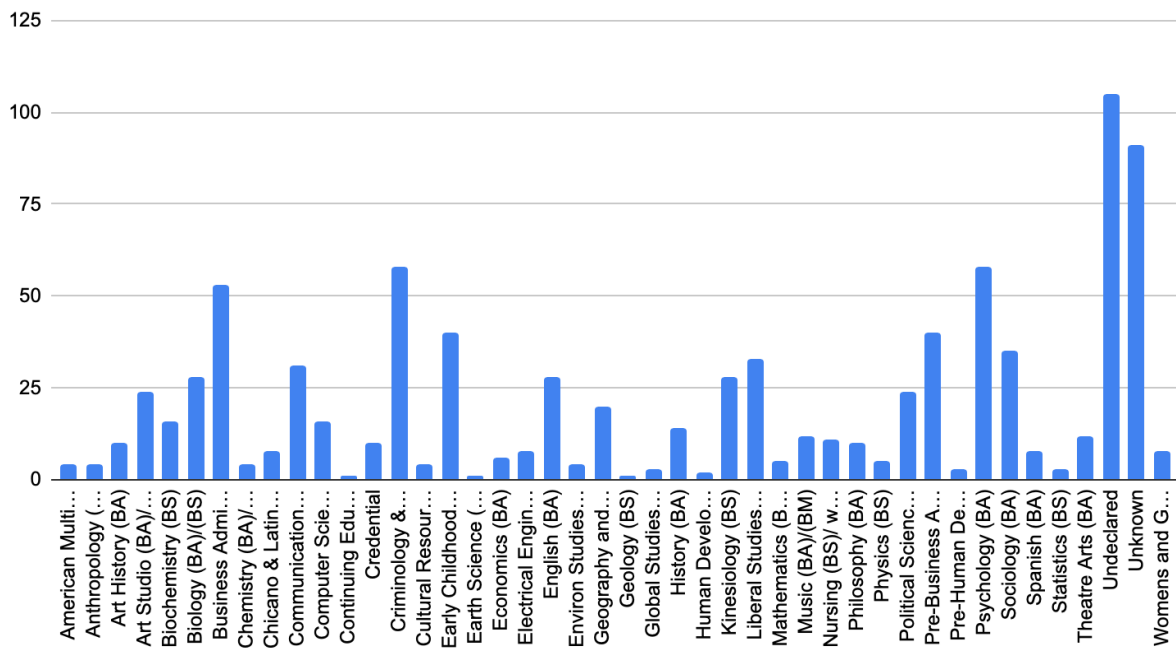


Figure 33: Distribution of Cases by Academic Program for Academic Year 2020/2021. Some programs have been combined for easier reading of the data (ie. Biology BA and BS).

Classification

The following is data regarding the students involved with the Care Team based on their Classification, or grade, status. Note that the more inclusive term First Year is used in place of Freshman. Additionally, Maxient places students into these classifications based on their academic progress; a student might be in their 5th year at SSU, but would still be classified in this context as a Senior.

Classification: Distribution of Cases

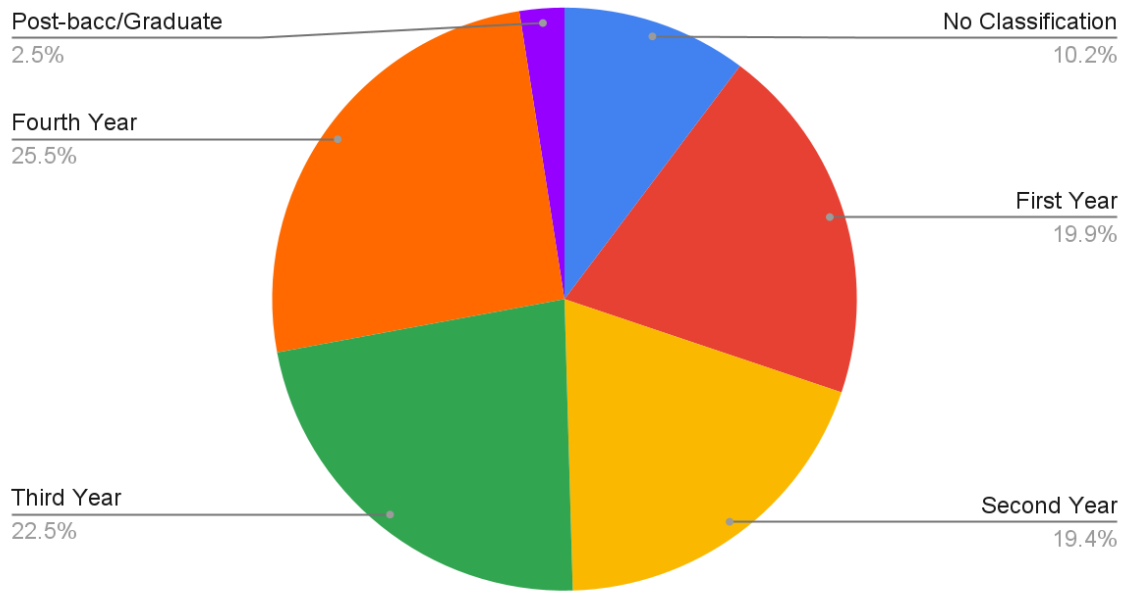


Figure 34: Distribution of Care Case by classification type.

First Year: Distribution of Concern

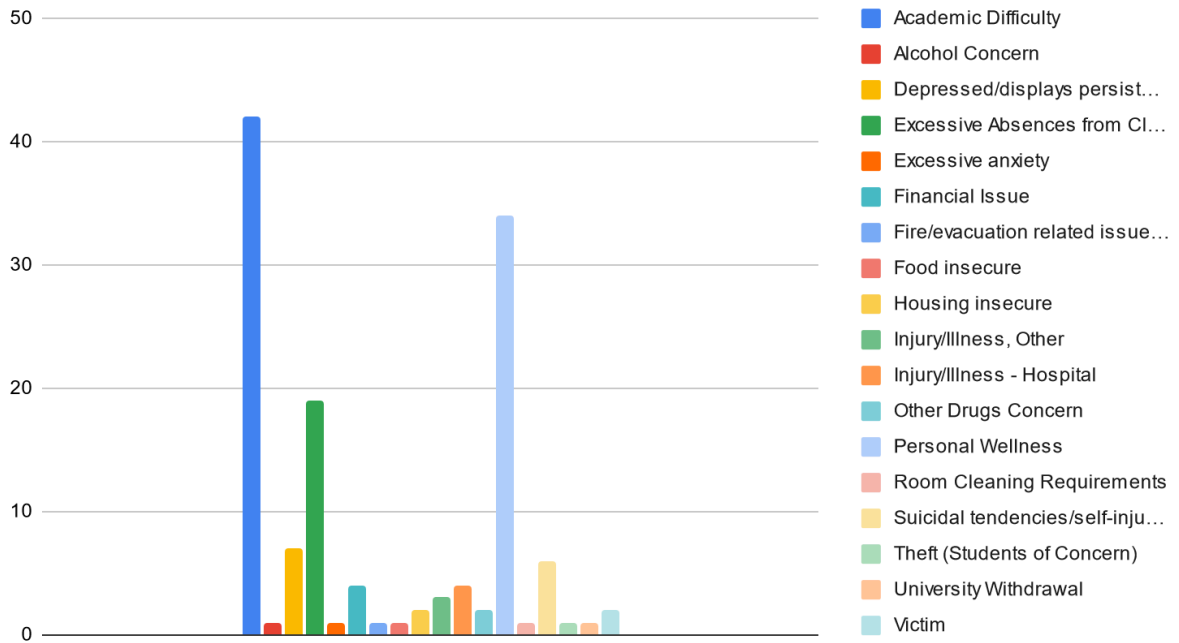


Figure 35: Distribution of Care Case referral sources

Sophomore: Distribution of Concerns

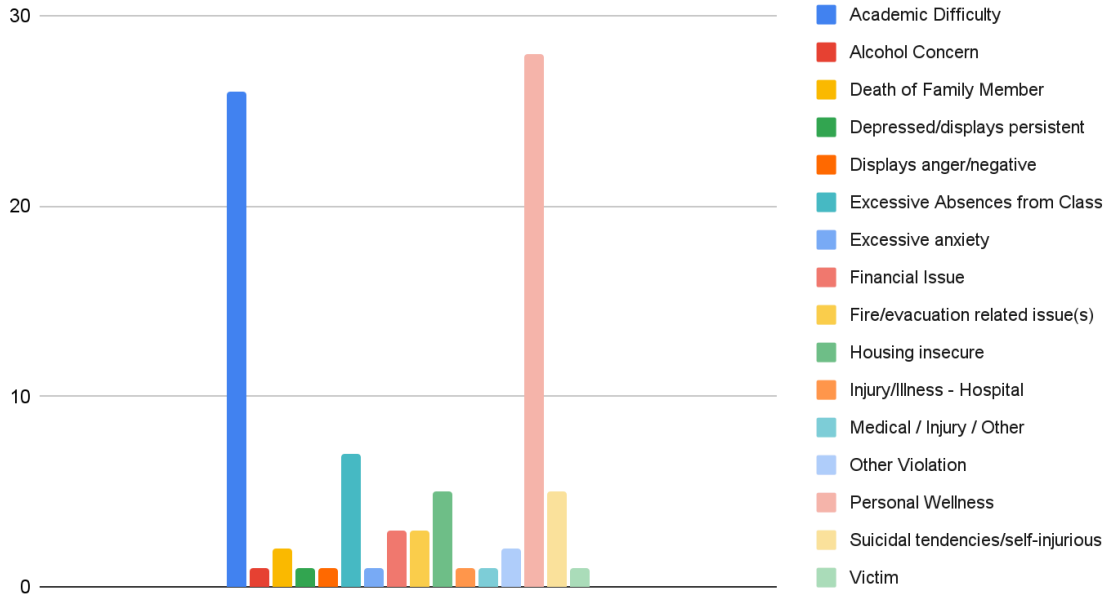


Figure 36: Distribution of Concerns for Sophomore students

Junior: Distribution of Concern

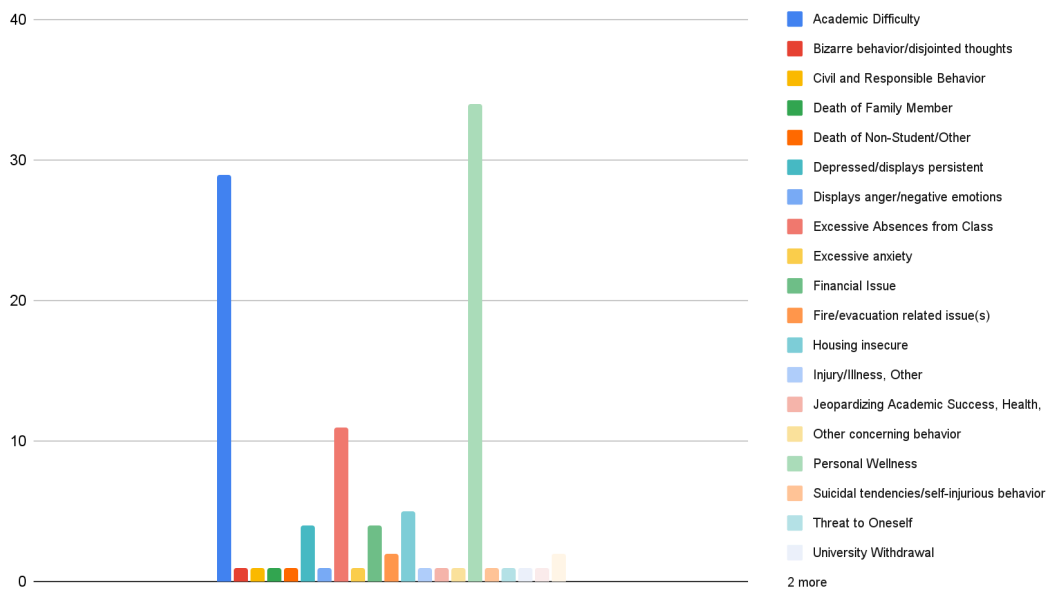


Figure 37: Distribution of Concerns for Junior students

Senior: Distribution of Concern

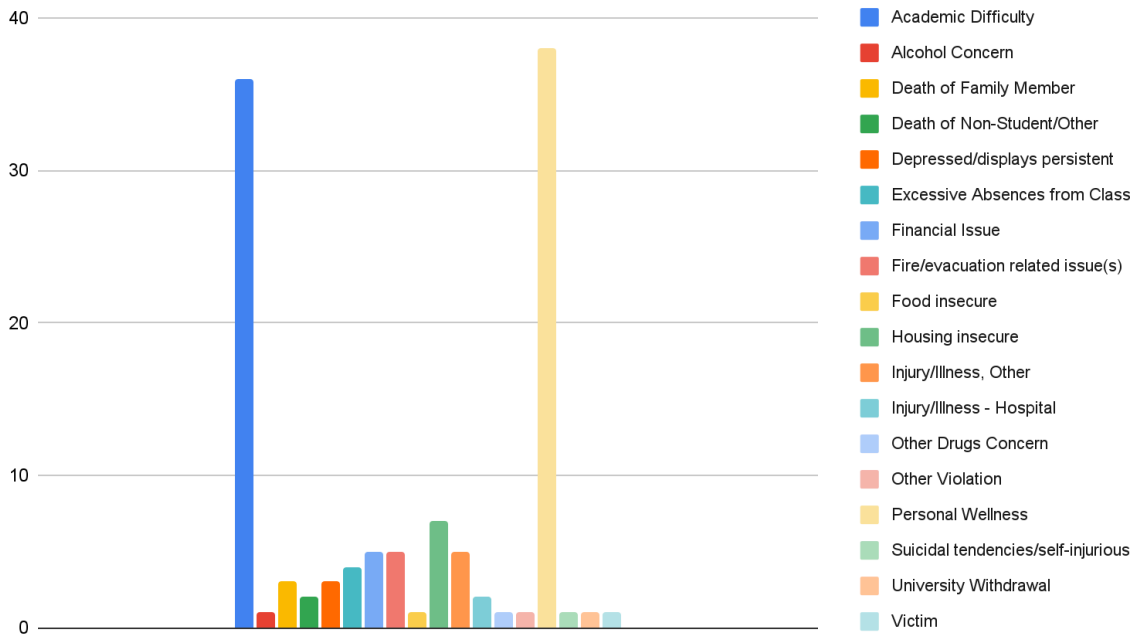


Figure 38: Distribution of Concerns for Senior students

Post-Bacc/Graduate: Distribution of Concern

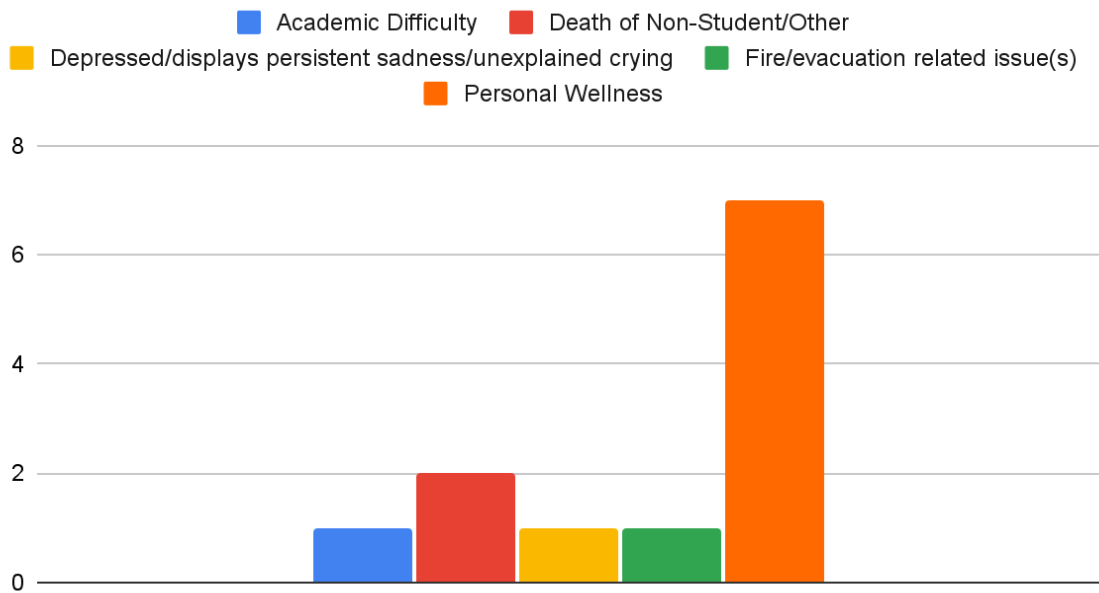


Figure 39: Distribution of Concerns for Post-Bacc/Graduate students; categories combined due to low numbers.

Reporters

This final section is analysis of where Care Team referrals are being submitted by. Maxient is limited in the selection for referral source (ie. The Hub is not an option, and is recorded under staff).

Distribution of Referral Source

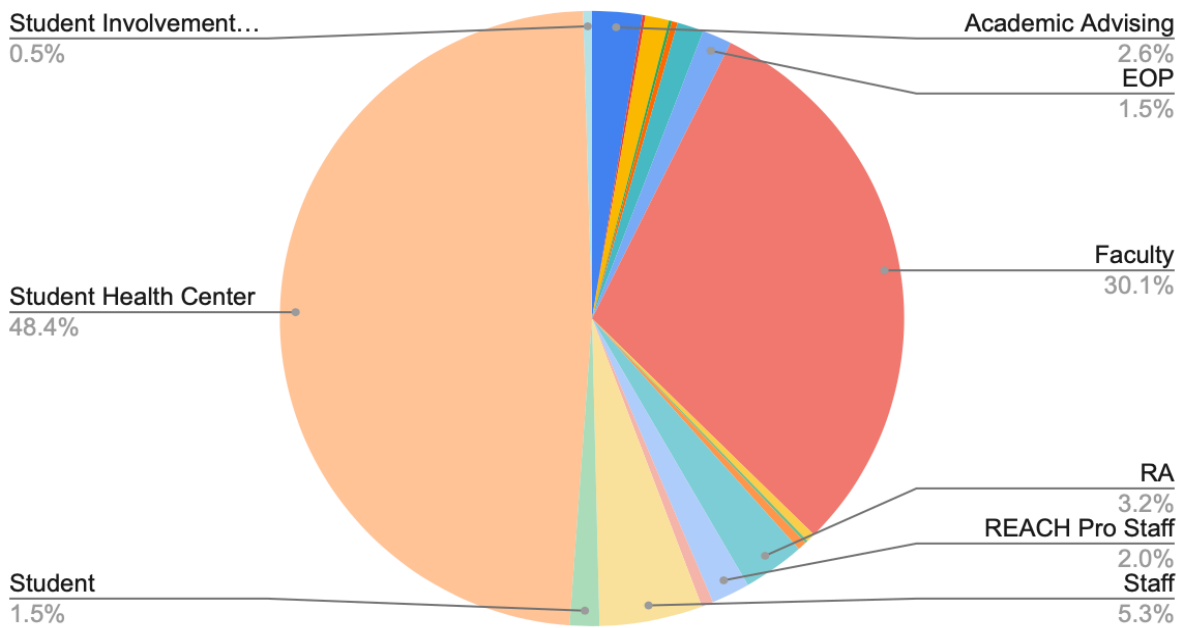


Figure 40: Distribution of Care Case referral sources

Referring Agency	Total Referred
Academic Advising	17
Academic Affairs	1
Athletics	8
CAPS	1
Community Member	2
Disability Services for Students	9
EOP	10
Faculty	197

Housing	3
OPHD	1
Parent/Guardian	3
RA	21
REACH Pro Staff	13
Self Reported	4
Staff	35
Student	10
Student Health Center	317
Student Involvement Professional Staff	3

Table 13: Total referrals by Reporting Party Academic Year 2020/2021